



Universidad Autónoma De Coahuila  
Estado Analítico de Ingresos  
Del 01 de enero al 31 de diciembre de 2019

| Clasificación Económica  | Ingreso                 |                            |                         |                            |                         | Diferencia<br>(6= 5 - 1) |
|--|-------------------------|----------------------------|-------------------------|----------------------------|-------------------------|--------------------------|
|  | Estimado                | Ampliaciones y Reducciones | Modificado              | Devengado                  | Recaudado               |                          |
|  | 1                       | 2                          | (3= 1 + 2)              | 4                          | 5                       |                          |
| <b>Ingresos Corrientes</b>                                     | <b>2,543,530,516.68</b> | <b>1,262,360,261.92</b>    | <b>3,805,890,778.60</b> | <b>3,332,233,801.15</b>    | <b>3,072,584,087.72</b> | <b>529,053,571.04</b>    |
| Impuestos  | 0.00                    | 0.00                       | 0.00                    | 0.00                       | 0.00                    | 0.00                     |
| Contribuciones a la Seguridad Social                           | 0.00                    | 0.00                       | 0.00                    | 0.00                       | 0.00                    | 0.00                     |
| Contribuciones de Mejoras                                      | 0.00                    | 0.00                       | 0.00                    | 0.00                       | 0.00                    | 0.00                     |
| Derechos, Productos y Aprovechamientos Corrientes              | 6,449,088.12            | 3,288,656.70               | 9,737,744.82            | 8,418,119.72               | 8,418,119.72            | 1,969,031.60             |
| Rentas de la Propiedad   | 0.00                    | 0.00                       | 0.00                    | 0.00                       | 0.00                    | 0.00                     |
| Ventas de Bienes y Servicios de Entidades de Gobierno General  | 343,624,889.57          | 78,851,536.23              | 422,476,425.80          | 380,026,274.62             | 356,654,522.86          | 13,029,633.29            |
| Subsidios y subvenciones recibidos por Entidades Empresariales | 0.00                    | 0.00                       | 0.00                    | 0.00                       | 0.00                    | 0.00                     |
| Transferencias, asignaciones y donativos corrientes recibidos  | 2,193,456,538.99        | 1,180,220,068.99           | 3,373,676,607.98        | 2,943,789,406.81           | 2,707,511,445.14        | 514,054,906.15           |
| Participaciones  | 0.00                    | 0.00                       | 0.00                    | 0.00                       | 0.00                    | 0.00                     |
| <b>Ingresos de Capital</b>                                     | <b>0.00</b>             | <b>0.00</b>                | <b>0.00</b>             | <b>0.00</b>                | <b>0.00</b>             | <b>0.00</b>              |
| Venta (disposicion) de activos                                 | 0.00                    | 0.00                       | 0.00                    | 0.00                       | 0.00                    | 0.00                     |
| <b>Financiamiento</b>  | <b>0.00</b>             | <b>0.00</b>                | <b>0.00</b>             | <b>0.00</b>                | <b>0.00</b>             | <b>0.00</b>              |
| <b>Fuentes Financieras</b>                                     | <b>0.00</b>             | <b>0.00</b>                | <b>0.00</b>             | <b>0.00</b>                | <b>0.00</b>             | <b>0.00</b>              |
| Disminucion de Activos Financieros                             | 0.00                    | 0.00                       | 0.00                    | 0.00                       | 0.00                    | 0.00                     |
| Incrementos de Pasivos   | 0.00                    | 0.00                       | 0.00                    | 0.00                       | 0.00                    | 0.00                     |
| <b>Total</b>   | <b>2,543,530,516.68</b> | <b>1,262,360,261.92</b>    | <b>3,805,890,778.60</b> | <b>3,332,233,801.15</b>    | <b>3,072,584,087.72</b> | <b>529,053,571.04</b>    |
|  |                         |                            |                         | <b>Ingresos excedentes</b> |                         |                          |

  
C.P. Jorge Alanís Canales  
Tesorero General

  
C.P. Juan Alberto Puente Vicuña  
Contador General

**Universidad Autónoma De Coahuila**  
**Estado Analítico de Ingresos**  
**Del 01 de enero al 31 de diciembre de 2019**


| Estado Analítico de Ingresos Por Fuente de Financiamiento   | Ingreso                 |                            |                         |                            |                         | Diferencia<br>(6= 5 - 1) |
|---|-------------------------|----------------------------|-------------------------|----------------------------|-------------------------|--------------------------|
|   | Estimado                | Ampliaciones y Reducciones | Modificado              | Devengado                  | Recaudado               |                          |
|   | 1                       | 2                          | (3= 1 + 2)              | 4                          | 5                       |                          |
| <b>Ingresos del Poder Ejecutivo Federal o Estatal y de los Municipios</b>   | <b>2,193,456,538.99</b> | <b>1,180,220,068.99</b>    | <b>3,373,676,607.98</b> | <b>2,943,789,406.81</b>    | <b>2,707,511,445.14</b> | <b>514,054,906.15</b>    |
| Impuestos   | 0.00                    | 0.00                       | 0.00                    | 0.00                       | 0.00                    | 0.00                     |
| Cuotas y Aportaciones de Seguridad Social   | 0.00                    | 0.00                       | 0.00                    | 0.00                       | 0.00                    | 0.00                     |
| Contribuciones de Mejoras   | 0.00                    | 0.00                       | 0.00                    | 0.00                       | 0.00                    | 0.00                     |
| Derechos  | 0.00                    | 0.00                       | 0.00                    | 0.00                       | 0.00                    | 0.00                     |
| Productos   | 0.00                    | 0.00                       | 0.00                    | 0.00                       | 0.00                    | 0.00                     |
| Aprovechamientos  | 0.00                    | 0.00                       | 0.00                    | 0.00                       | 0.00                    | 0.00                     |
| Participaciones, Aportaciones, Convenios, Incentivos Derivados de la Colaboración Fiscal y Fondos Distintos de Aportaciones   | 0.00                    | 0.00                       | 0.00                    | 0.00                       | 0.00                    | 0.00                     |
| Transferencias, Asignaciones, Subsidios y Subvenciones, y Pensiones y Jubilaciones  | 2,193,456,538.99        | 1,180,220,068.99           | 3,373,676,607.98        | 2,943,789,406.81           | 2,707,511,445.14        | 514,054,906.15           |
| <b>Ingresos de los Entes Públicos de los Poderes Legislativo y Judicial, de los Órganos Autónomos y del Sector Paraestatal o Paramunicipal, así como de las Empresas Productivas del Estado</b> | <b>350,073,977.69</b>   | <b>82,140,192.93</b>       | <b>432,214,170.62</b>   | <b>388,444,394.34</b>      | <b>365,072,642.58</b>   | <b>14,998,664.89</b>     |
| Cuotas y Aportaciones de Seguridad Social   | 0.00                    | 0.00                       | 0.00                    | 0.00                       | 0.00                    | 0.00                     |
| Productos   | 6,449,088.12            | 3,288,656.70               | 9,737,744.82            | 8,418,119.72               | 8,418,119.72            | 1,969,031.60             |
| Ingresos por Venta de Bienes, Presentación de Servicios y Otros Ingresos  | 343,624,889.57          | 78,851,536.23              | 422,476,425.80          | 380,026,274.62             | 356,654,522.86          | 13,029,633.29            |
| Transferencias, Asignaciones, Subsidios y Subvenciones, y Pensiones y Jubilaciones  | 0.00                    | 0.00                       | 0.00                    | 0.00                       | 0.00                    | 0.00                     |
| <b>Ingresos Derivados de Financiamientos</b>  | <b>0.00</b>             | <b>0.00</b>                | <b>0.00</b>             | <b>0.00</b>                | <b>0.00</b>             | <b>0.00</b>              |
| Ingresos Derivados de Financiamientos   | 0.00                    | 0.00                       | 0.00                    | 0.00                       | 0.00                    | 0.00                     |
| <b>Total</b>  | <b>2,543,530,516.68</b> | <b>1,262,360,261.92</b>    | <b>3,805,890,778.60</b> | <b>3,332,233,801.15</b>    | <b>3,072,584,087.72</b> | <b>529,053,571.04</b>    |
|   |                         |                            |                         | <b>Ingresos excedentes</b> |                         |                          |


  
**C.P. Jorge Adán Canales**  
**Tesoroero General**

  
**C.P. Juan Alberto Puente Vicuña**  
**Contador General**

Universidad Autónoma De Coahuila  
Estado Analítico de Ingresos  
Del 01 de enero al 31 de diciembre de 2019

| Rubro de Ingresos   | Ingreso                 |                            |                         |                            |                         | Diferencia            |
|---|-------------------------|----------------------------|-------------------------|----------------------------|-------------------------|-----------------------|
|   | Estimado                | Ampliaciones y Reducciones | Modificado              | Devengado                  | Recaudado               |                       |
|   | 1                       | 2                          | (3= 1 + 2)              | 4                          | 5                       |                       |
| Impuestos   | 0.00                    | 0.00                       | 0.00                    | 0.00                       | 0.00                    | 0.00                  |
| Cuotas y Aportaciones de Seguridad Social   | 0.00                    | 0.00                       | 0.00                    | 0.00                       | 0.00                    | 0.00                  |
| Contribuciones de Mejoras   | 0.00                    | 0.00                       | 0.00                    | 0.00                       | 0.00                    | 0.00                  |
| Derechos  | 0.00                    | 0.00                       | 0.00                    | 0.00                       | 0.00                    | 0.00                  |
| Productos   | 6,449,088.12            | 3,288,656.70               | 9,737,744.82            | 8,418,119.72               | 8,418,119.72            | 1,969,031.60          |
| Aprovechamientos  | 0.00                    | 0.00                       | 0.00                    | 0.00                       | 0.00                    | 0.00                  |
| Ingresos por Venta de Bienes, Presentación de Servicios y Otros Ingresos  | 343,624,889.57          | 78,851,536.23              | 422,476,425.80          | 380,026,274.62             | 356,654,522.86          | 11,825,943.83         |
| Participaciones, Aportaciones, Convenios, Incentivos Derivados de la Colaboración Fiscal y Fondos Distintos de Aportaciones | 0.00                    | 0.00                       | 0.00                    | 0.00                       | 0.00                    | 0.00                  |
| Transferencias, Asignaciones, Subsidios y Subvenciones, y Pensiones y Jubilaciones  | 2,193,456,538.99        | 1,180,220,068.99           | 3,373,676,607.98        | 2,943,789,406.81           | 2,707,511,445.14        | 514,054,906.15        |
| Ingresos Derivados de Financiamientos   | 0.00                    | 0.00                       | 0.00                    | 0.00                       | 0.00                    | 0.00                  |
| <b>Total</b>  | <b>2,543,530,516.68</b> | <b>1,262,360,261.92</b>    | <b>3,805,890,778.60</b> | <b>3,332,233,801.15</b>    | <b>3,072,584,087.72</b> | <b>527,849,881.58</b> |
|   |                         |                            |                         | <b>Ingresos excedentes</b> |                         |                       |

  
C.P. Jorge Alquis Canales  
Tesorero General

  
C.P. Juan Alberto Puente Vicuña  
Contador General

**Universidad Autónoma De Coahuila**  
**Estado Analítico del Ejercicio del Presupuesto de Egresos**  
**Clasificación Administrativa**  
**Del 01 de enero al 31 de diciembre de 2019**

| Concepto   | Egresos        |                                |                |                |                | Subejercicio   |
|--|----------------|--------------------------------|----------------|----------------|----------------|----------------|
|  | Aprobado       | Ampliaciones/<br>(Reducciones) | Modificado     | Devengado      | Pagado         |                |
|  | 1              | 2                              | 3 = (1 + 2)    | 4              | 5              |                |
| RECTORIA   | 57,756,870.59  | -22,642,570.55                 | 35,116,300.04  | 34,839,428.15  | 32,752,488.67  | 276,871.89     |
| SECRETARIA GENERAL   | 25,692,571.61  | 1,023,426.33                   | 26,715,997.94  | 27,031,225.89  | 25,557,907.66  | -315,227.95    |
| TESORERIA GENERAL  | 335,070,935.16 | 500,762,772.42                 | 835,833,707.58 | 522,128,126.04 | 511,682,321.77 | 313,705,581.54 |
| CONTRALORIA GENERAL  | 19,113,705.04  | 429,529.93                     | 19,543,234.97  | 19,668,072.69  | 19,353,964.18  | -124,837.72    |
| INTENDENCIA CENTRAL  | 624,960.49     | -139,615.64                    | 485,344.85     | 299,216.85     | 299,216.85     | 186,128.00     |
| OFICIALIA MAYOR U. S.                                      | 82,664,429.19  | 1,972,143.85                   | 84,636,573.04  | 108,097,597.24 | 79,569,613.02  | -23,461,024.20 |
| SUBDIRECCION DE RECURSOS FISICOS                           | 3,613,648.89   | -1,055,259.77                  | 2,558,389.12   | 2,563,533.85   | 1,106,710.79   | -5,144.73      |
| BIBLIOTECA ARTEMIO DE VALLE ARIZPE                         | 17,205.09      | 3,750,735.10                   | 3,767,940.19   | 60,514.24      | 57,646.72      | 3,707,425.95   |
| LIBRERIA UNIVERSITARIA                                     | 28,521.13      | -26,861.36                     | 1,659.77       | 1,659.77       | 1,252.18       | 0.00           |
| COORDINACION DE COMUNICACION SOCIAL                        | 34,376,641.78  | 15,629,488.86                  | 50,006,130.64  | 50,899,559.46  | 32,943,153.38  | -893,428.82    |
| INFORMATICA  | 80,871.95      | -29,266.73                     | 51,605.22      | 51,605.22      | 41,994.71      | 0.00           |
| COORDINACION GENERAL DE ESTUDIOS DE POSTGRADO              | 23,212,249.60  | 15,143,262.61                  | 38,355,512.21  | 29,415,584.72  | 27,830,931.86  | 8,939,927.69   |
| STUAC  | 264,661.06     | 374,756.10                     | 639,417.16     | 639,417.14     | 639,417.14     | 0.02           |
| CINE UNIVERSIDAD   | 0.00           | 36,959.97                      | 36,959.97      | 22,460.80      | 22,460.80      | 14,499.17      |
| DEPARTAMENTO DE INTERCAMBIO ACADEMICO                      | 226,712.77     | 15.67                          | 226,728.44     | 226,728.44     | 226,728.44     | 0.00           |
| CENTRO DE EVALUACION Y CAPACITACION                        | 92,908.85      | 80,887.92                      | 173,796.77     | 136,231.69     | 62,136.31      | 37,565.08      |
| DIRECCION DE ASUNTOS ACADEMICOS                            | 108,235,658.86 | 14,951,678.34                  | 123,187,337.20 | 122,396,112.17 | 115,848,459.57 | 791,225.03     |
| DIRECCION DE PLANEACION                                    | 26,358,304.49  | 3,294,841.11                   | 29,653,145.60  | 29,755,366.72  | 25,485,757.63  | -102,221.12    |
| SUB-COORDINACION DE DIFUSION CULTURAL                      | 1,025,844.98   | -244,132.41                    | 781,712.57     | 781,712.57     | 727,149.57     | 0.00           |
| COORDINACION GENERAL DE RELACIONES INTERNACIONALES         | 77,183.74      | -11,322.58                     | 65,861.16      | 0.00           | 0.00           | 65,861.16      |
| COORDINACION DE RELACIONES PUBLICAS                        | 6,248,186.93   | 2,064,668.21                   | 8,312,855.14   | 8,421,599.13   | 7,534,499.45   | -108,743.99    |
| CONSEJO UNIVERSITARIO                                      | 2,013,686.00   | -419,590.92                    | 1,594,095.08   | 1,594,095.08   | 1,367,563.43   | 0.00           |
| COORDINACION DE SERVICIO SOCIAL                            | 479,530.00     | 60,220.79                      | 539,750.79     | 492,827.70     | 344,307.78     | 46,923.09      |
| DEPARTAMENTO DE COMUNICACION AUDIOVISUAL Y DISEÑO          | 191,239.74     | 19,782.63                      | 211,022.37     | 211,022.37     | 175,048.75     | 0.00           |
| COORDINACION GENERAL DE ADQUISICIONES                      | 10,501,896.28  | 1,131,446.33                   | 11,633,342.61  | 11,575,249.35  | 11,373,788.23  | 58,093.26      |
| COORD. GENERAL DE DIFUSION Y PATRIMONIO CULTURAL           | 39,805,216.24  | -3,992,267.21                  | 35,812,949.03  | 33,556,037.20  | 32,342,566.47  | 2,256,911.83   |
| DEPARTAMENTO DE SERVICIOS ESTUDIANTILES                    | 1,049,125.11   | -892,962.38                    | 156,162.73     | 156,162.73     | 122,951.49     | 0.00           |
| COORDINACION GENERAL DE EXTENSION UNIVERSITARIA            | 14,577,922.18  | 250,945.51                     | 14,828,867.69  | 14,671,497.79  | 14,406,847.25  | 157,369.90     |
| DEPARTAMENTO DE FOMENTO EDITORIAL                          | 206,052.76     | -46,963.73                     | 159,089.03     | 159,079.15     | 143,433.98     | 9.88           |
| COORD. GRAL. DE ADMON. PATRIMONIAL Y DE SERV.              | 37,955,252.96  | 1,622,263.83                   | 39,577,516.79  | 37,871,557.66  | 37,250,893.11  | 1,705,959.13   |
| COMITE DE DAMAS VOLUNTARIAS                                | 1,140,603.82   | -389,473.31                    | 751,130.51     | 451,121.55     | 416,479.87     | 300,008.96     |
| ALMACEN CENTRAL  | 269,063.80     | -38,631.45                     | 230,432.35     | 230,432.35     | 195,639.94     | -0.01          |
| DEPARTAMENTO DE VIGILANCIA                                 | 34,289.17      | -11,051.73                     | 23,237.44      | 23,237.44      | 18,660.00      | 0.00           |
| SUBDIRECCION DE SUPERACION ACADEMICA                       | 908,519.51     | -304,804.82                    | 603,714.69     | 588,630.24     | 406,452.33     | 15,084.45      |
| COORDINACION GENERAL JURIDICA                              | 7,224,384.86   | 153,597.66                     | 7,377,982.52   | 6,661,785.54   | 6,541,372.65   | 716,196.98     |
| CENTRO DE INVESTIGACIONES SOCIOECONOMICAS                  | 11,537,798.27  | 2,780,182.84                   | 14,317,981.11  | 17,300,253.98  | 17,066,200.27  | -2,982,272.87  |
| COORDINACION GENERAL DE VINCULACION                        | 17,844,818.93  | 33,212,205.51                  | 51,057,024.48  | 42,196,158.98  | 26,730,165.03  | 8,860,865.50   |
| AREAS VERDES   | 1,327,278.00   | -183,974.64                    | 1,143,303.36   | 1,140,973.82   | 1,111,480.31   | 2,329.54       |
| COORD. GRAL. DE TECNOLOGIA DE INFORMACION Y COM.           | 35,497,771.36  | 6,613,036.14                   | 42,110,807.50  | 39,174,407.58  | 32,398,493.05  | 2,936,399.92   |
| AULA MAGNA ING. JOSE MA. FRAUSTO SILLER                    | 436,917.50     | 85,939.36                      | 522,856.86     | 475,903.52     | 392,677.99     | 46,953.34      |
| EDUCACION UNIVERSITARIA A DISTANCIA                        | 13,616,514.77  | 746,390.61                     | 14,362,905.38  | 13,292,150.67  | 13,053,166.16  | 1,070,754.71   |
| UNIDAD DE SEMINARIOS EMILIO J. TALAMAS T.                  | 102,830.88     | 156,166.10                     | 258,996.98     | 184,630.99     | 140,299.10     | 74,365.99      |
| CENTRO AUDIOVISUAL UNIVERSITARIO                           | 205,699.22     | 103,101.25                     | 308,800.47     | 296,201.96     | 240,917.99     | 12,598.51      |
| COORDINACION GENERAL DE RELACIONES INTERNACIONALES         | 16,837,527.50  | 539,797.82                     | 17,377,325.32  | 16,633,466.43  | 16,368,874.24  | 743,858.89     |
| RECINTO DEL PATRIMONIO CULTURAL UNIVERSITARIO              | 1,243,073.65   | -72,432.28                     | 1,170,641.37   | 1,201,443.46   | 826,777.22     | -30,802.09     |
| RECINTO AURORA MORALES DE LOPEZ                            | 692,826.68     | -218,002.26                    | 474,824.42     | 474,824.42     | 217,229.99     | 0.00           |
| RESIDENCIA UNIVERSITARIA                                   | 246,331.98     | -67,760.05                     | 178,571.93     | 187,974.44     | 164,146.38     | -9,402.51      |
| COORDINACION DE INGLES CURRICULAR                          | 817,796.48     | -285,413.49                    | 532,382.99     | 532,382.98     | 421,205.50     | 0.01           |
| DEFENSORIA DE LOS DERECHOS HUMANOS UNIVERSITARIOS          | 2,516,269.09   | 1,025,710.28                   | 3,541,979.37   | 3,819,602.84   | 3,722,202.34   | -277,623.47    |
| COORDINACION GENERAL DE INNOVACION Y DESARROLLO PRODUCTIVO | 167,111.25     | 2,898,804.29                   | 3,065,915.54   | 5,929,122.44   | 5,801,563.79   | -2,863,206.90  |
| COORDINACION DE AGENDA AMBIENTAL                           | 0.00           | 389,024.50                     | 389,024.50     | 527,024.28     | 503,677.11     | -137,999.78    |
| COORDINACION DE IGUALDAD DE GENERO                         | 0.00           | 321,988.97                     | 321,988.97     | 438,469.81     | 361,570.15     | -116,480.84    |
| INTENDENCIA SALTILLO                                       | 853,022.00     | -223,492.61                    | 629,529.39     | 592,955.39     | 571,097.24     | 36,574.00      |
| DEPARTAMENTO DE DIFUSION CULTURAL                          | 7,238.40       | 37,473.07                      | 44,711.47      | 44,711.47      | 44,108.27      | 0.00           |
| COORDINACION DE UNIDAD SALTILLO                            | 22,431,849.68  | 696,060.47                     | 23,127,910.15  | 22,231,119.86  | 21,297,751.38  | 896,790.29     |
| INFOTECA CENTRAL UNIDAD SALTILLO                           | 4,483,244.25   | -371,520.49                    | 4,111,723.76   | 3,955,900.83   | 2,915,235.05   | 155,822.93     |
| UNIDAD DEPORTIVA Y CAMPO OLIMPICO                          | 1,953,493.77   | -1,436,623.47                  | 516,870.30     | 516,870.30     | 516,870.30     | 0.00           |
| BIBLIOTECA CAMPUS PONIENTE                                 | 2,223,843.90   | -500,098.29                    | 1,723,745.61   | 1,722,784.06   | 999,507.64     | 961.55         |
| CIUDAD UNIVERSITARIA SALTILLO                              | 6,559,410.11   | -2,333,383.51                  | 4,226,026.60   | 4,226,026.60   | 3,788,261.60   | 0.00           |
| INFOTECA CIUDAD UNIVERSITARIA ARTEAGA                      | 2,856,613.62   | -702,863.80                    | 2,153,749.82   | 2,119,620.48   | 1,566,446.59   | 34,129.34      |
| CENTRO CULTURAL UNIVERSITARIO CAMPUS ARTEAGA               | 953,548.36     | 609,405.32                     | 1,562,953.68   | 1,354,020.90   | 838,702.77     | 208,932.78     |
| RADIO UNIVERSIDAD  | 689,149.03     | 274,543.05                     | 963,692.08     | 963,691.80     | 846,019.58     | 0.28           |
| RESID. UNIV. ANGELICA NARRO DE GARZA A C                   | 187,274.21     | -8,573.37                      | 178,700.84     | 164,699.83     | 157,178.83     | 14,001.01      |
| ESC. DE BACHILLERES ATENEU FUENTE                          | 44,236,518.06  | 2,143,410.61                   | 46,379,928.67  | 46,411,206.85  | 45,666,042.32  | -31,278.18     |
| ESC. DE BACH. DR. MARIANO NARVAEZ GLZ. T. NOCTURNO         | 25,901,390.95  | 979,342.47                     | 26,880,733.42  | 26,323,115.95  | 25,738,326.11  | 557,617.47     |
| INSTITUTO DE ENSEÑANZA ABIERTA DE SALTILLO                 | 21,615,599.54  | -1,620,669.25                  | 19,994,930.29  | 19,810,768.90  | 19,349,325.35  | 184,161.39     |
| ESC. DE BACH. JUAN AGUSTIN DE ESPINOZA                     | 8,862,220.46   | 1,866,524.85                   | 10,728,745.31  | 10,571,806.59  | 10,076,953.03  | 157,138.72     |
| ESC. DE BACH. DR. MARIANO NARVAEZ GLZ. T. DIURNO           | 28,099,060.77  | 117,710.29                     | 28,216,771.06  | 27,678,951.31  | 27,319,429.51  | 537,819.75     |
| INST. DE CIEN Y HUM LIC. SALVADOR GONZALEZ                 | 17,661,703.98  | 156,103.44                     | 17,817,807.42  | 17,818,639.55  | 17,456,275.41  | -832.13        |
| ESC. DE BACH. ATENEU FUENTE RAMOS ARIZPE                   | 862,046.62     | -20,500.51                     | 841,546.11     | 850,135.75     | 803,920.04     | -8,589.64      |
| ESCUELA DE ARTES PLASTICAS PROF. RUBEN HERRERA             | 18,872,163.61  | 547,573.10                     | 19,419,736.71  | 19,129,297.50  | 18,356,321.59  | 290,439.21     |
| FACULTAD DE CIENCIA, EDUCACION Y HUMANIDADES               | 20,633,369.93  | 1,074,011.19                   | 21,707,381.12  | 21,723,494.48  | 21,211,137.37  | -16,113.36     |
| FACULTAD DE CIENCIAS DE LA COMUNICACION                    | 16,959,334.42  | 2,538,400.58                   | 19,497,735.00  | 19,244,053.18  | 18,708,521.09  | 253,681.82     |
| UNIV. AUTONOMA DE COAH. ESC. DE CIENCIAS SOCIALES          | 8,804,110.85   | -357,892.91                    | 8,446,217.94   | 8,558,978.72   | 8,228,027.26   | -112,760.78    |
| ESCUELA SUPERIOR DE MUSICA                                 | 20,245,732.62  | 66,001,925.27                  | 86,247,657.89  | 72,202,654.93  | 58,402,468.74  | 14,045,002.96  |
| FACULTAD DE TRABAJO SOCIAL                                 | 17,550,978.39  | 1,095,946.32                   | 18,646,924.71  | 17,970,504.73  | 17,629,363.56  | 676,419.98     |
| UADEC COORDINACION GENERAL DEL DEPORTE                     | 56,101,371.15  | 782,292.07                     | 56,883,663.22  | 55,552,688.42  | 53,205,770.68  | 1,330,979.75   |
| CENTRO DE IDIOMAS U.S.                                     | 4,913,487.55   | 787,147.06                     | 5,700,634.61   | 5,551,496.96   | 5,218,779.16   | 149,137.65     |
| FACULTAD DE CIENCIAS DE LA ADMINISTRACION                  | 26,411,478.10  | 2,381,388.83                   | 28,792,866.93  | 28,983,650.25  | 28,329,841.94  | -190,783.32    |
| FACULTAD DE ECONOMIA                                       | 12,845,176.25  | 4,644,332.40                   | 17,489,508.65  | 17,014,121.01  | 15,655,850.83  | 475,387.64     |
| UNIV. AUTONOMA DE COAH. FAC. DE JURISPRUDENCIA             | 24,209,340.25  | 3,717,838.50                   | 27,927,178.75  | 27,195,131.98  | 26,659,086.37  | 732,046.77     |
| FACULTAD DE MERCADOTECNIA                                  | 12,986,084.29  | 938,798.42                     | 13,924,882.71  | 13,474,011.06  | 13,149,427.72  | 450,871.65     |
| CENTRO DE ESTUDIOS E INVESTIGACIONES INTERDISCIPLINARIAS   | 808,287.36     | 990,922.62                     | 1,799,209.98   | 1,666,925.36   | 1,372,113.60   | 132,284.62     |
| ACADEMIA INTERAMERICANA DE DERECHOS HUMANOS                | 136,048.82     | 23,427,453.29                  | 23,563,502.11  | 31,069,309.92  | 32,194,685.23  | -7,505,807.81  |


|  |                         |                         |                         |                         |                         |                       |
|--|-------------------------|-------------------------|-------------------------|-------------------------|-------------------------|-----------------------|
| FACULTAD DE INGENIERIA CIVIL                       | 33,542,666.03           | 3,515,455.50            | 37,058,121.53           | 34,801,270.32           | 33,750,243.04           | 2,256,851.21          |
| CENTRO DE INVESTIGACION EN MATEMATICA APLICADA     | 7,713,903.48            | 1,217,286.46            | 8,931,189.94            | 8,022,448.74            | 7,697,423.72            | 908,741.20            |
| UNIV. AUTON. COAHUILA /FACULTAD DE SISTEMAS        | 50,139,350.73           | 36,690,618.00           | 86,829,968.73           | 83,644,929.54           | 78,523,899.72           | 3,185,039.19          |
| FACULTAD DE CIENCIAS QUIMICAS                      | 77,299,647.97           | 19,155,132.70           | 96,454,780.67           | 90,582,509.98           | 88,177,269.90           | 5,872,270.69          |
| FACULTAD DE ARQUITECTURA                           | 27,426,645.80           | 1,642,426.75            | 29,069,072.55           | 28,184,120.91           | 26,808,637.85           | 884,951.64            |
| FACULTAD DE CIENCIAS FISICO MATEMATICAS            | 15,262,703.89           | 3,363,928.56            | 18,626,632.45           | 17,516,417.09           | 17,192,530.72           | 1,110,215.36          |
| FACULTAD DE MEDICINA                               | 26,279,630.44           | 6,915,143.86            | 33,194,774.30           | 32,149,147.07           | 29,876,373.08           | 1,045,627.23          |
| ESCUELA DE ODONTOLOGIA                             | 22,686,595.54           | 5,685,820.02            | 28,372,415.56           | 26,714,987.31           | 25,845,119.82           | 1,657,428.25          |
| ESCUELA DE PSICOLOGIA                              | 14,964,107.42           | 2,699,833.33            | 17,663,940.75           | 17,246,916.59           | 16,679,068.80           | 417,024.16            |
| ESC. DE LIC. EN ENFERMERIA DR. SANTIAGO VALDES G.  | 18,426,823.67           | 4,259,078.17            | 22,685,901.84           | 21,096,314.96           | 20,421,692.72           | 1,589,586.88          |
| HOSPITAL UNIVERSITARIO SALTILLO.                   | 88,470,349.42           | 39,631,499.36           | 128,101,848.78          | 124,653,060.46          | 123,757,186.15          | 3,448,788.32          |
| INFOTECA DE LA SALUD                               | 4,828,858.92            | -4,362,442.90           | 466,416.02              | 465,605.34              | 459,665.95              | 810.68                |
| CONTRALORIA DE UNIDAD                              | 28,279.85               | -1,242.00               | 27,037.85               | 19,443.53               | 19,443.53               | 7,594.32              |
| DEPARTAMENTO DE ASUNTOS ACADEMICOS                 | 15,895.27               | 17,875.49               | 33,770.76               | 33,167.46               | 33,167.46               | 603.30                |
| DEPARTAMENTO DE DIFUSION CULTURAL                  | 305,421.56              | 133,961.37              | 439,382.93              | 432,621.26              | 430,577.16              | 6,761.67              |
| COORDINACION DE UNIDAD TORREON                     | 33,022,873.67           | 5,019,405.80            | 38,042,079.47           | 37,532,449.09           | 36,929,713.39           | 509,630.38            |
| COMITE DE DAMAS VOLUNTARIAS                        | 81,000.00               | -81,000.00              | 0.00                    | 0.00                    | 0.00                    | 0.00                  |
| UNIV. AUTON DE COAH / INFOTECA TORREON             | 9,153,161.98            | -784,641.70             | 8,368,520.28            | 7,552,942.76            | 6,816,134.14            | 815,577.52            |
| RADIO UNIVERSIDAD                                  | 599,980.43              | 98,748.41               | 698,728.84              | 696,762.10              | 619,607.01              | 1,966.74              |
| CENTRO DE INVESTIGACION BIOMEDICA                  | 14,597,302.14           | 2,270,772.11            | 16,868,074.25           | 16,776,131.92           | 16,443,392.38           | 91,942.33             |
| CENTRO CULTURAL UNIVERSITARIO BRAULIO FDZ. AGUIRRE | 589,210.26              | 668,605.45              | 1,257,815.71            | 1,060,290.59            | 641,907.33              | 197,525.12            |
| INST INV PARA EL DES INT DE LA MUJER UNIVERSITARIA | 2,743,267.30            | 2,812,107.53            | 5,555,374.83            | 5,476,390.97            | 3,459,298.06            | 78,983.86             |
| ESCUELA DE BACHILLERES AGUANUEVA                   | 13,097,419.83           | 613,245.98              | 13,710,665.81           | 13,541,189.10           | 13,015,122.32           | 169,476.71            |
| ESC. DE BACH. VENUSTIANO CARRANZA                  | 29,511,123.34           | 3,677,000.29            | 33,188,123.63           | 32,622,166.26           | 31,700,135.44           | 565,957.37            |
| INSTITUTO DE ENSEÑANZA ABIERTA DE TORREON          | 12,667,708.01           | 874,694.34              | 13,542,402.35           | 15,333,894.87           | 13,974,113.04           | -1,791,492.52         |
| PREPARATORIA VENUSTIANO CARRANZA                   | 123,609.00              | 8,853.81                | 132,462.81              | 132,462.80              | 114,933.80              | 0.01                  |
| EXT.MATAMOROS                                      |                         |                         |                         |                         |                         |                       |
| ESCUELA DE ARTES UNIDAD TORREON                    | 2,448,890.63            | 458,659.64              | 2,907,550.27            | 3,671,447.87            | 3,555,332.38            | -763,897.60           |
| UNIV. AUTON. DE COAHUILA - COMUNIDAD               | 16,191,212.91           | 3,439,322.74            | 19,630,535.65           | 19,854,464.48           | 19,294,664.16           | -223,928.83           |
| COORDINACION DE DEPORTES                           | 1,692,301.76            | -322,842.33             | 1,369,459.43            | 1,145,204.76            | 926,853.74              | 224,254.67            |
| CENTRO DE IDIOMAS U. T.                            | 4,539,618.22            | -184,178.14             | 4,355,440.08            | 4,225,240.40            | 4,101,749.38            | 130,199.68            |
| FACULTAD DE CONTADURIA Y ADMINISTRACION            | 54,326,267.62           | 14,728,332.38           | 69,054,600.00           | 72,036,127.83           | 68,974,471.36           | -2,981,527.83         |
| FACULTAD DE ECONOMIA Y MERCADOTECNIA               | 14,632,954.11           | 268,367.46              | 14,901,321.57           | 15,447,842.36           | 15,031,941.11           | -546,520.79           |
| FACULTAD DE CIENCIAS POLITICAS Y SOCIALES          | 18,956,508.05           | 28,006,811.03           | 46,963,319.08           | 47,482,340.79           | 45,274,665.14           | -517,221.71           |
| UAC FAC DE ADMON FISCAL Y FIN                      | 17,220,526.13           | 2,422,772.86            | 19,643,298.99           | 20,172,674.87           | 19,661,847.04           | -529,375.88           |
| FACULTAD DE DERECHO                                | 20,227,376.63           | 4,107,788.35            | 24,335,164.98           | 26,186,161.78           | 25,281,757.98           | -1,850,996.80         |
| ESCUELA DE ADMINISTRACION (SAN PEDRO)              | 7,572,347.56            | -176,566.38             | 7,395,781.18            | 8,101,695.65            | 7,557,991.94            | -705,914.47           |
| UADEC /FACULTAD DE INGENIERIA MECANICA Y ELECTRICA | 16,769,077.47           | 5,202,732.95            | 21,971,810.42           | 22,544,952.61           | 22,164,732.40           | -573,142.19           |
| FACULTAD DE INGENIERIA CIVIL                       | 12,996,444.53           | 10,374,047.60           | 23,370,492.13           | 24,619,232.56           | 23,602,748.99           | -1,248,740.43         |
| ESCUELA SUPERIOR DE INGENIERIA                     | 0.00                    | 0.00                    | 0.00                    | 13,352.25               | 13,352.25               | -13,352.25            |
| ESCUELA DE SISTEMAS UNIDAD TORREON                 | 13,820,730.37           | 2,837,140.75            | 16,657,871.12           | 17,309,104.85           | 16,674,170.61           | -651,233.73           |
| ESCUELA DE ARQUITECTURA                            | 12,209,890.21           | 1,924,091.21            | 14,133,981.80           | 14,400,550.95           | 14,073,155.76           | -266,569.15           |
| UNIV AUTONOMA DE COAHUILA/ESC. CIENCIAS BIOLÓGICAS | 22,146,884.70           | 6,069,470.55            | 28,216,355.25           | 27,851,155.58           | 27,009,802.29           | 365,199.67            |
| FACULTAD DE MEDICINA                               | 23,982,409.91           | 6,463,928.03            | 30,446,337.94           | 30,852,052.63           | 29,706,656.85           | -405,714.69           |
| UNIVERSIDAD AUTONOMA DE COAHUILA/ODONTOLOGIA       | 21,330,644.31           | 6,851,205.27            | 28,181,849.58           | 29,378,259.92           | 28,404,031.99           | -1,196,410.34         |
| UT   |                         |                         |                         |                         |                         |                       |
| ESCUELA DE PSICOLOGIA                              | 2,358,509.20            | 824,123.26              | 3,182,632.46            | 3,676,854.30            | 3,557,969.73            | -494,221.84           |
| ESCUELA DE LICENCIATURA EN ENFERMERIA              | 13,550,771.60           | 4,597,501.42            | 18,148,273.02           | 18,147,935.86           | 17,462,269.56           | 337.16                |
| HOSPITAL UNIVERSITARIO TORREON.                    | 69,351,798.10           | 18,109,231.59           | 87,461,029.69           | 93,319,510.03           | 92,527,366.28           | -5,858,480.34         |
| HOSPITAL INFANTIL UNIVERSITARIO                    | 36,643,314.71           | 5,193,003.80            | 41,836,318.51           | 45,051,336.58           | 44,617,329.67           | -3,215,018.07         |
| DEPARTAMENTO DE ASUNTOS ACADEMICOS                 | 1,577,519.61            | -1,490,999.45           | 86,520.16               | 42,824.17               | 42,824.17               | 43,695.99             |
| DEPARTAMENTO DE DIFUSION CULTURAL                  | 99,731.86               | -42,150.04              | 57,581.82               | 50,997.17               | 50,997.17               | 6,584.65              |
| COORDINACION DE UNIDAD NORTE                       | 14,969,910.51           | 3,716,201.02            | 18,686,111.53           | 20,466,821.54           | 20,014,370.94           | -1,780,710.01         |
| AULA MAGNA UNIDAD NORTE                            | 840,824.08              | -659,223.29             | 181,600.79              | 111,352.71              | 111,352.71              | 70,248.08             |
| INFOTECA CENTRAL UNIDAD NORTE DE LA UAC            | 5,072,270.45            | 188,839.02              | 5,261,109.47            | 5,429,041.85            | 4,892,453.97            | -167,932.38           |
| UNIDAD DE SEMINARIOS UNIDAD NORTE UAC              | 1,342,057.10            | 271,349.24              | 1,613,406.34            | 1,132,808.56            | 942,344.62              | 480,597.78            |
| CENTRO UNIVERSITARIO DE INFORMATICA                | 874,188.59              | -166,823.83             | 707,364.76              | 707,360.79              | 635,756.10              | 3.97                  |
| TEATRO DE LA CIUDAD DE MONCLOVA                    | 2,298,069.10            | 812,831.58              | 3,110,900.68            | 1,904,710.47            | 1,617,817.73            | 1,206,190.21          |
| CENTRO DE INVESTIGACION EN GEOCIENCIAS APLICADAS   | 5,763,155.28            | 2,677,291.30            | 8,440,446.58            | 10,955,311.62           | 10,793,391.09           | -2,514,865.04         |
| ESC. DE BACH. DR. Y GRAL. JAIME LOZANO BENAVIDES   | 10,123,483.70           | 1,304,519.25            | 11,428,002.95           | 11,484,700.17           | 11,136,580.30           | -56,697.22            |
| ESC. DE BACH. PROF. LADISLAO FARIAS CAMPOS         | 12,478,448.84           | 1,483,631.24            | 13,962,080.08           | 14,326,382.11           | 14,134,236.62           | -364,302.03           |
| ESC. DE BACH. LIC. LUIS DONALDO COLOSIO MURRIETA   | 11,555,839.95           | 837,481.65              | 12,393,321.60           | 13,188,004.12           | 12,593,832.22           | -794,682.52           |
| ESC. DE BACH. SR. URBANO RIOJAS RENDON             | 24,086,974.58           | 1,572,400.74            | 25,659,375.32           | 24,790,783.68           | 24,033,778.00           | 868,591.64            |
| ESCUELA DE BACHILLERES URBANO RIOJAS RENDON        | 814,452.80              | -7,249.42               | 807,203.38              | 91,573.32               | 74,022.58               | 715,630.06            |
| EXTEN  |                         |                         |                         |                         |                         |                       |
| ESCUELA DE BACHILLERES ACUÑA DE LA UADEC           | 4,534,646.47            | 4,658,671.51            | 9,193,317.98            | 8,376,681.35            | 7,551,937.01            | 816,636.63            |
| COORDINACION DE DEPORTES                           | 853,433.43              | -126,089.65             | 727,343.78              | 469,878.65              | 468,951.64              | 257,465.13            |
| CENTRO DE IDIOMAS U. N.                            | 1,542,730.13            | -46,146.50              | 1,496,583.63            | 1,398,358.75            | 1,184,702.54            | 98,224.88             |
| CENTRO DE IDIOMAS P.N.                             | 461,352.07              | 30,172.79               | 491,524.86              | 451,626.29              | 439,342.81              | 39,898.57             |
| FAC. CONTADURIA Y ADMINISTRACION UADEC U.N.MONCL.  | 31,232,720.05           | 5,551,219.70            | 36,783,939.75           | 36,770,718.61           | 35,896,125.22           | 13,221.14             |
| FACULTAD DE ADMINISTRACION Y CONTADURIA P.NEGRAS   | 13,254,903.80           | 570,634.99              | 13,825,538.79           | 14,655,499.35           | 14,123,398.80           | -829,960.56           |
| FACULTAD DE INGENIERIA MECANICA Y ELECTRICA        | 39,932,841.50           | 8,021,542.99            | 47,954,384.49           | 49,571,335.53           | 48,701,107.93           | -1,616,951.04         |
| FACULTAD DE METALURGIA                             | 21,512,276.15           | 3,788,285.26            | 25,300,561.41           | 25,079,674.67           | 24,287,923.99           | 220,886.74            |
| ESC. SUP. DE ING. LIC. ADOLFO LOPEZ MATEOS         | 14,774,233.33           | 2,516,562.93            | 17,290,796.26           | 16,909,824.73           | 16,566,294.82           | 380,971.53            |
| ESCUELA DE SISTEMAS PROF. MARCIAL RUIZ VARGAS      | 13,305,849.37           | 1,422,301.60            | 14,728,150.97           | 14,571,380.27           | 14,263,756.79           | 156,770.70            |
| ESCUELA DE CIENCIAS DE LA SALUD                    | 10,228,383.02           | 14,590,600.51           | 24,818,983.53           | 24,860,368.32           | 19,842,918.84           | -41,384.79            |
| ESCUELA DE MEDICINA PIEDRAS NEGRAS                 | 7,026,916.19            | 1,892,464.55            | 8,919,380.74            | 9,430,479.51            | 9,278,261.64            | -511,098.77           |
| UNIVERSIDAD AUTONOMA DE COAHUILA PSICOLOGIA        | 10,279,878.39           | 2,362,426.04            | 12,642,304.43           | 12,958,649.37           | 12,681,978.91           | -316,344.94           |
| U.N  |                         |                         |                         |                         |                         |                       |
| PRESIDENCIA CRNE-ANUIES                            | 0.00                    | 162,693.95              | 162,693.95              | 100,565.97              | 99,672.77               | 62,127.98             |
| <b>Total del Gasto</b>                             | <b>2,543,530,516.52</b> | <b>1,001,616,754.52</b> | <b>3,545,147,271.04</b> | <b>3,218,239,480.04</b> | <b>3,033,966,958.21</b> | <b>326,907,791.00</b> |

| Universidad Autónoma De Coahuila                          |                         |                                |                         |                         |                         |                       |
|---|-------------------------|--------------------------------|-------------------------|-------------------------|-------------------------|-----------------------|
| Estado Analítico del Ejercicio del Presupuesto de Egresos |                         |                                |                         |                         |                         |                       |
| Clasificación Administrativa                              |                         |                                |                         |                         |                         |                       |
| Del 01 de enero al 31 de diciembre de 2019                |                         |                                |                         |                         |                         |                       |
| Concepto  | Egresos                 |                                |                         |                         |                         | Subejercicio          |
|   | Aprobado                | Ampliaciones/<br>(Reducciones) | Modificado              | Devengado               | Pagado                  |                       |
|   | 1                       | 2                              | 3 = (1 + 2)             | 4                       | 5                       |                       |
| Poder Ejecutivo   | 0.00                    | 0.00                           | 0.00                    | 0.00                    | 0.00                    | 0.00                  |
| Poder Legislativo   | 0.00                    | 0.00                           | 0.00                    | 0.00                    | 0.00                    | 0.00                  |
| Poder Judicial  | 0.00                    | 0.00                           | 0.00                    | 0.00                    | 0.00                    | 0.00                  |
| Órganos Autónomos   | 2,543,530,516.52        | 1,001,616,754.52               | 3,545,147,271.04        | 3,218,239,480.04        | 3,033,966,958.21        | 326,907,791.00        |
| <b>Total del Gasto</b>                                    | <b>2,543,530,516.52</b> | <b>1,001,616,754.52</b>        | <b>3,545,147,271.04</b> | <b>3,218,239,480.04</b> | <b>3,033,966,958.21</b> | <b>326,907,791.00</b> |

Sector Paraestatal del Gobierno (Federal/Estatal/Municipal) de \_\_\_\_\_  
 Estado Analítico del Ejercicio del Presupuesto de Egresos  
 Clasificación Administrativa  
 Del 01 de enero al 31 de diciembre de 2019

| Concepto  | Egresos     |                                |             |             |             | Subejercicio<br>6 = (3 - 4) |
|---|-------------|--------------------------------|-------------|-------------|-------------|-----------------------------|
|   | Aprobado    | Ampliaciones/<br>(Reducciones) | Modificado  | Devengado   | Pagado      |                             |
|   | 1           | 2                              | 3 = (1 + 2) | 4           | 5           |                             |
| Entidades Paraestatales y Fideicomisos No Empresariales y No Financieros                              | 0.00        | 0.00                           | 0.00        | 0.00        | 0.00        | 0.00                        |
| Instituciones Públicas de la Seguridad Social   | 0.00        | 0.00                           | 0.00        | 0.00        | 0.00        | 0.00                        |
| Entidades Paraestatales Empresariales No Financieras con Participación Estatal Mayoritaria            | 0.00        | 0.00                           | 0.00        | 0.00        | 0.00        | 0.00                        |
| Fideicomisos Empresariales No Financieros con Participación Estatal Mayoritaria                       | 0.00        | 0.00                           | 0.00        | 0.00        | 0.00        | 0.00                        |
| Entidades Paraestatales Empresariales Financieras Monetarias con Participación Estatal Mayoritaria    | 0.00        | 0.00                           | 0.00        | 0.00        | 0.00        | 0.00                        |
| Entidades Paraestatales Empresariales Financieras No Monetarias con Participación Estatal Mayoritaria | 0.00        | 0.00                           | 0.00        | 0.00        | 0.00        | 0.00                        |
| Fideicomisos Financieros Públicos con Participación Estatal Mayoritaria                               | 0.00        | 0.00                           | 0.00        | 0.00        | 0.00        | 0.00                        |
| <b>Total del Gasto</b>  | <b>0.00</b> | <b>0.00</b>                    | <b>0.00</b> | <b>0.00</b> | <b>0.00</b> | <b>0.00</b>                 |


  
 \_\_\_\_\_  
 C.P. Jorge Alanís Canales  
 Tesorero General

  
 \_\_\_\_\_  
 C.P. Juan Alberto Puente Vicuña  
 Contador General

**Universidad Autónoma De Coahuila**  
**Estado Analítico del Ejercicio del Presupuesto de Egresos**  
**Clasificación Económica (por Tipo de Gasto)**  
**Del 01 de enero al 31 de diciembre de 2019**


| Concepto  | Egresos                 |                                |                         |                         |                         | Subejercicio<br>6 = ( 3 - 4 ) |
|---|-------------------------|--------------------------------|-------------------------|-------------------------|-------------------------|-------------------------------|
|   | Aprobado                | Ampliaciones/<br>(Reducciones) | Modificado              | Devengado               | Pagado                  |                               |
|   | 1                       | 2                              | 3 = ( 1 + 2 )           | 4                       | 5                       |                               |
| Gasto Corriente                                   | 2,543,530,516.52        | 799,940,876.16                 | 3,343,471,392.68        | 3,045,859,677.62        | 2,907,684,040.27        | 297,611,715.06                |
| Gasto de Capital                                  | 0.00                    | 201,675,878.36                 | 201,675,878.36          | 172,379,802.36          | 126,282,917.88          | 29,296,076.00                 |
| Amortización de la Deuda y Disminución de Pasivos | 0.00                    | 0.00                           | 0.00                    | 0.00                    | 0.00                    | 0.00                          |
| Pensiones y Jubilaciones                          | 0.00                    | 0.00                           | 0.00                    | 0.00                    | 0.00                    | 0.00                          |
| Participaciones                                   | 0.00                    | 0.00                           | 0.00                    | 0.00                    | 0.00                    | 0.00                          |
| <b>Total del Gasto</b>                            | <b>2,543,530,516.52</b> | <b>1,001,616,754.52</b>        | <b>3,545,147,271.04</b> | <b>3,218,239,479.98</b> | <b>3,033,966,958.15</b> | <b>326,907,791.06</b>         |


  
 C.P. Jorge Alanís Canales  
 Tesorero General

  
 C.P. Juan Alberto Puente Vicuña  
 Contador General

Universidad Autónoma De Coahuila  
 Estado Analítico del Ejercicio del Presupuesto de Egresos  
 Clasificación por Objeto del Gasto (Capítulo y Concepto)  
 Del 01 de enero al 31 de diciembre de 2019

| Concepto  | Egresos                 |                                |                         |                         |                         | Subejercicio<br>6 = (3 - 4) |
|---|-------------------------|--------------------------------|-------------------------|-------------------------|-------------------------|-----------------------------|
|   | Aprobado                | Ampliaciones/<br>(Reducciones) | Modificado              | Devengado               | Pagado                  |                             |
|   | 1                       | 2                              | 3 = (1 + 2)             | 4                       | 5                       |                             |
| <b>Servicios Personales</b>   | <b>2,246,298,442.43</b> | <b>672,910,590.06</b>          | <b>2,919,209,032.49</b> | <b>2,652,528,144.99</b> | <b>2,596,536,821.00</b> | <b>266,680,887.50</b>       |
| Remuneraciones al Personal de Carácter Permanente                         | 1,001,816,929.47        | 207,357,202.16                 | 1,209,174,131.63        | 1,212,080,214.78        | 1,195,082,740.87        | -2,906,083.15               |
| Remuneraciones al Personal de Carácter Transitorio                        | 8,175,849.36            | 313,945.01                     | 8,489,794.37            | 5,361,205.36            | 5,342,565.00            | 3,128,589.01                |
| Remuneraciones Adicionales y Especiales                                   | 393,866,612.35          | 67,732,850.59                  | 461,599,462.94          | 448,947,111.97          | 422,001,900.51          | 12,652,350.97               |
| Seguridad Social  | 264,106,418.96          | 7,255,156.56                   | 271,361,575.52          | 256,812,864.50          | 258,809,927.33          | 14,548,711.02               |
| Otras Prestaciones Sociales y Económicas                                  | 578,332,632.29          | 390,251,435.74                 | 968,584,068.03          | 729,326,748.38          | 715,299,687.29          | 239,257,319.65              |
| Previsiones   |                         |                                | 0.00                    |                         |                         | 0.00                        |
| Pago de Estímulos a Servidores Públicos                                   | 0.00                    | 0.00                           | 0.00                    | 0.00                    | 0.00                    | 0.00                        |
| <b>Materiales y Suministros</b>   | <b>25,573,461.16</b>    | <b>27,622,970.83</b>           | <b>53,196,431.99</b>    | <b>43,539,115.70</b>    | <b>30,647,829.69</b>    | <b>9,657,316.29</b>         |
| Materiales de Administración, Emisión de Documentos y Artículos Oficiales | 11,435,154.51           | 7,180,589.98                   | 18,615,744.49           | 14,907,148.43           | 8,833,429.67            | 3,708,596.06                |
| Alimentos y Utensilios  | 2,962,547.39            | 2,503,035.62                   | 5,465,583.01            | 4,981,744.25            | 4,170,255.93            | 483,838.76                  |
| Materias Primas y Materiales de Producción y Comercialización             | 0.00                    | 0.00                           | 0.00                    | 0.00                    | 0.00                    | 0.00                        |
| Materiales y Artículos de Construcción y de Reparación                    | 1,210,248.42            | 1,798,823.38                   | 3,009,071.80            | 2,586,443.01            | 1,623,411.88            | 422,628.79                  |
| Productos Químicos, Farmacéuticos y de Laboratorio                        | 1,544,151.71            | 11,416,502.31                  | 12,960,654.02           | 8,456,195.60            | 6,340,718.19            | 4,504,458.42                |
| Combustibles, Lubricantes y Aditivos                                      | 5,528,164.35            | 2,638,246.63                   | 8,166,410.98            | 7,836,461.67            | 6,139,947.96            | 329,949.31                  |
| Vestuario, Blancos, Prendas de Protección y Artículos Deportivos          | 1,504,850.58            | 1,563,297.88                   | 3,068,148.46            | 3,051,795.06            | 2,514,714.66            | 16,353.40                   |
| Materiales y Suministros Para Seguridad                                   | 0.00                    | 0.00                           | 0.00                    | 0.00                    | 0.00                    | 0.00                        |
| Herramientas, Refacciones y Accesorios Menores                            | 1,388,344.20            | 522,475.03                     | 1,910,819.23            | 1,719,327.68            | 1,025,351.42            | 191,491.55                  |
| <b>Servicios Generales</b>  | <b>254,133,628.43</b>   | <b>77,594,022.86</b>           | <b>331,727,651.29</b>   | <b>312,267,093.65</b>   | <b>251,924,050.14</b>   | <b>19,460,557.64</b>        |
| Servicios Básicos   | 51,871,314.67           | -1,547,725.98                  | 50,323,588.69           | 47,564,980.65           | 39,801,562.89           | 2,758,608.04                |
| Servicios de Arrendamiento  | 23,468,165.34           | -695,518.83                    | 22,772,646.51           | 22,098,466.95           | 18,091,547.63           | 674,179.56                  |
| Servicios Profesionales, Científicos, Técnicos y Otros Servicios          | 83,584,239.59           | -14,357,777.15                 | 69,226,462.44           | 63,749,621.08           | 43,555,628.16           | 5,476,841.36                |
| Servicios Financieros, Bancarios y Comerciales                            | 7,255,659.56            | 1,221,579.21                   | 8,477,238.77            | 8,285,454.76            | 7,131,688.62            | 191,784.01                  |
| Servicios de Instalación, Reparación, Mantenimiento y Conservación        | 12,303,349.99           | 12,246,283.21                  | 24,549,633.20           | 23,160,254.68           | 17,580,885.94           | 1,389,378.52                |
| Servicios de Comunicación Social y Publicidad.                            | 47,366,325.03           | -5,806,180.41                  | 41,760,144.62           | 41,716,168.95           | 23,862,827.25           | 43,975.67                   |
| Servicios de Traslado y Viáticos  | 16,106,271.91           | 4,793,176.70                   | 20,899,448.61           | 15,378,833.84           | 13,855,054.44           | 5,520,614.77                |
| Servicios Oficiales   | 8,047,842.02            | -1,632,553.56                  | 6,415,288.46            | 5,357,744.55            | 3,866,550.03            | 1,057,543.91                |
| Otros Servicios Generales   | 4,130,460.32            | 83,172,739.67                  | 87,303,199.99           | 84,955,568.19           | 84,178,305.18           | 2,347,631.80                |
| <b>Transferencias, Asignaciones, Subsidios y Otras Ayudas</b>             | <b>17,524,984.50</b>    | <b>21,813,292.41</b>           | <b>39,338,276.91</b>    | <b>37,525,323.28</b>    | <b>28,575,339.44</b>    | <b>1,812,953.63</b>         |
| Transferencias Internas y Asignaciones al Sector Público                  | 0.00                    | 0.00                           | 0.00                    | 0.00                    | 0.00                    | 0.00                        |
| Transferencias al Resto del Sector Público                                | 0.00                    | 0.00                           | 0.00                    | 0.00                    | 0.00                    | 0.00                        |
| Subsidios y Subvenciones  | 0.00                    | 150,000.00                     | 150,000.00              | 150,000.00              | 150,000.00              | 0.00                        |
| Ayudas Sociales   | 17,524,984.50           | 20,881,792.37                  | 38,406,776.87           | 33,216,823.28           | 27,708,839.44           | 5,189,953.59                |
| Pensiones y Jubilaciones  | 0.00                    | 0.00                           | 0.00                    | 0.00                    | 0.00                    | 0.00                        |
| Transferencias a Fideicomisos, Mandatos y Otros Análogos                  | 0.00                    | 0.00                           | 0.00                    | 0.00                    | 0.00                    | 0.00                        |
| Transferencias a la Seguridad Social                                      | 0.00                    | 0.00                           | 0.00                    | 0.00                    | 0.00                    | 0.00                        |
| Donativos   | 0.00                    | 781,500.04                     | 781,500.04              | 4,158,500.00            | 716,500.00              | -3,376,999.96               |
| Transferencias al Exterior  | 0.00                    | 0.00                           | 0.00                    | 0.00                    | 0.00                    | 0.00                        |
| <b>Bienes Muebles, Inmuebles e Intangibles</b>                            | <b>0.00</b>             | <b>54,597,972.83</b>           | <b>54,597,972.83</b>    | <b>41,653,753.14</b>    | <b>19,271,448.58</b>    | <b>12,944,219.69</b>        |
| Mobiliario y Equipo de Administración                                     | 0.00                    | 13,851,241.45                  | 13,851,241.45           | 10,313,769.71           | 6,388,191.92            | 3,537,471.74                |
| Mobiliario y Equipo Educativo y Recreativo                                | 0.00                    | 1,863,774.47                   | 1,863,774.47            | 1,113,363.44            | 343,846.92              | 750,411.03                  |
| Equipo e Instrumental Médico y de Laboratorio                             | 0.00                    | 14,610,379.83                  | 14,610,379.83           | 10,303,766.37           | 3,170,570.82            | 4,306,613.46                |
| Vehículos y Equipo de Transporte  | 0.00                    | 5,581,381.03                   | 5,581,381.03            | 5,581,380.44            | 2,070,571.32            | 0.59                        |
| Equipo de Defensa y Seguridad   | 0.00                    | 0.00                           | 0.00                    | 0.00                    | 0.00                    | 0.00                        |
| Maquinaria, Otros Equipos y Herramientas                                  | 0.00                    | 12,412,216.32                  | 12,412,216.32           | 11,981,840.99           | 6,441,978.04            | 430,375.33                  |
| Activos Biológicos  | 0.00                    | 0.00                           | 0.00                    | 0.00                    | 0.00                    | 0.00                        |
| Bienes Inmuebles  | 0.00                    | 0.00                           | 0.00                    | 0.00                    | 0.00                    | 0.00                        |
| Activos Intangibles   | 0.00                    | 6,278,979.73                   | 6,278,979.73            | 2,359,632.19            | 856,289.56              | 3,919,347.54                |
| <b>Inversión Pública</b>  | <b>0.00</b>             | <b>147,077,905.53</b>          | <b>147,077,905.53</b>   | <b>130,726,049.22</b>   | <b>107,011,469.30</b>   | <b>16,351,856.31</b>        |
| Obra Pública en Bienes de Dominio Público                                 | 0.00                    | 0.00                           | 0.00                    | 0.00                    | 0.00                    | 0.00                        |
| Obra Pública en Bienes Propios  | 0.00                    | 147,077,905.53                 | 147,077,905.53          | 130,726,049.22          | 107,011,469.30          | 16,351,856.31               |
| Proyectos Productivos y Acciones de Fomento                               | 0.00                    | 0.00                           | 0.00                    | 0.00                    | 0.00                    | 0.00                        |
| <b>Inversiones Financieras y Otras Provisiones</b>                        | <b>0.00</b>             | <b>0.00</b>                    | <b>0.00</b>             | <b>0.00</b>             | <b>0.00</b>             | <b>0.00</b>                 |
| Inversiones Para el Fomento de Actividades Productivas.                   | 0.00                    | 0.00                           | 0.00                    | 0.00                    | 0.00                    | 0.00                        |
| Acciones y Participaciones de Capital                                     | 0.00                    | 0.00                           | 0.00                    | 0.00                    | 0.00                    | 0.00                        |
| Compra de Títulos y Valores   | 0.00                    | 0.00                           | 0.00                    | 0.00                    | 0.00                    | 0.00                        |
| Concesión de Préstamos  | 0.00                    | 0.00                           | 0.00                    | 0.00                    | 0.00                    | 0.00                        |
| Inversiones en Fideicomisos, Mandatos y Otros Análogos                    | 0.00                    | 0.00                           | 0.00                    | 0.00                    | 0.00                    | 0.00                        |
| Otras Inversiones Financieras   | 0.00                    | 0.00                           | 0.00                    | 0.00                    | 0.00                    | 0.00                        |
| Provisiones para Contingencias y Otras Erogaciones Especiales             | 0.00                    | 0.00                           | 0.00                    | 0.00                    | 0.00                    | 0.00                        |
| <b>Participaciones y Aportaciones</b>                                     | <b>0.00</b>             | <b>0.00</b>                    | <b>0.00</b>             | <b>0.00</b>             | <b>0.00</b>             | <b>0.00</b>                 |
| Participaciones   | 0.00                    | 0.00                           | 0.00                    | 0.00                    | 0.00                    | 0.00                        |
| Aportaciones  | 0.00                    | 0.00                           | 0.00                    | 0.00                    | 0.00                    | 0.00                        |
| Convenios   | 0.00                    | 0.00                           | 0.00                    | 0.00                    | 0.00                    | 0.00                        |
| <b>Deuda Pública</b>  | <b>0.00</b>             | <b>0.00</b>                    | <b>0.00</b>             | <b>0.00</b>             | <b>0.00</b>             | <b>0.00</b>                 |
| Amortización de la Deuda Pública  | 0.00                    | 0.00                           | 0.00                    | 0.00                    | 0.00                    | 0.00                        |
| Intereses de la Deuda Pública   | 0.00                    | 0.00                           | 0.00                    | 0.00                    | 0.00                    | 0.00                        |
| Comisiones de la Deuda Pública  | 0.00                    | 0.00                           | 0.00                    | 0.00                    | 0.00                    | 0.00                        |
| Gastos de la Deuda Pública  | 0.00                    | 0.00                           | 0.00                    | 0.00                    | 0.00                    | 0.00                        |
| Costo por Coberturas  | 0.00                    | 0.00                           | 0.00                    | 0.00                    | 0.00                    | 0.00                        |
| Apoyos Financieros  | 0.00                    | 0.00                           | 0.00                    | 0.00                    | 0.00                    | 0.00                        |
| Adeudos de Ejercicios Fiscales Anteriores (Adefas)                        | 0.00                    | 0.00                           | 0.00                    | 0.00                    | 0.00                    | 0.00                        |
| <b>Total del Gasto</b>  | <b>2,543,530,516.52</b> | <b>1,001,616,754.52</b>        | <b>3,545,147,271.04</b> | <b>3,218,239,479.98</b> | <b>3,033,966,958.15</b> | <b>326,907,791.06</b>       |


  
C.P. Jorge Alanís Canales  
Tesoro General


  
C.P. Juan Alberto Puente Vicuña  
Contador General



Universidad Autónoma De Coahuila  
Estado Analítico del Ejercicio del Presupuesto de Egresos  
Clasificación Funcional (Finalidad y Función)  
Del 01 de enero al 31 de diciembre de 2019

| Concepto  | Egresos                 |                                |                         |                         |                         | Subejercicio<br>6 = ( 3 - 4 ) |
|---|-------------------------|--------------------------------|-------------------------|-------------------------|-------------------------|-------------------------------|
|   | Aprobado                | Ampliaciones/<br>(Reducciones) | Modificado              | Devengado               | Pagado                  |                               |
|   | 1                       | 2                              | 3 = ( 1 + 2 )           | 4                       | 5                       |                               |
| <b>Gobierno</b>   | 0.00                    | 1,667,881.53                   | 1,667,881.53            | 1,602,897.67            | 0.00                    | 64,983.86                     |
| Legislaación  | 0.00                    | 0.00                           | 0.00                    | 0.00                    | 0.00                    | 0.00                          |
| Justicia  | 0.00                    | 0.00                           | 0.00                    | 0.00                    | 0.00                    | 0.00                          |
| Coordinación de la Política de Gobierno   | 0.00                    | 0.00                           | 0.00                    | 0.00                    | 0.00                    | 0.00                          |
| Relaciones Exteriores   | 0.00                    | 0.00                           | 0.00                    | 0.00                    | 0.00                    | 0.00                          |
| Asuntos Financieros y Hacendarios   | 0.00                    | 0.00                           | 0.00                    | 0.00                    | 0.00                    | 0.00                          |
| Seguridad Nacional  | 0.00                    | 0.00                           | 0.00                    | 0.00                    | 0.00                    | 0.00                          |
| Asuntos de Orden Público y de Seguridad Interior  | 0.00                    | 0.00                           | 0.00                    | 0.00                    | 0.00                    | 0.00                          |
| Otros Servicios Generales   | 0.00                    | 1,667,881.53                   | 1,667,881.53            | 1,602,897.67            | 0.00                    | 64,983.86                     |
| <b>Desarrollo Social</b>  | <b>2,543,530,516.52</b> | <b>999,440,866.65</b>          | <b>3,542,971,383.17</b> | <b>3,216,577,882.69</b> | <b>3,033,908,258.53</b> | <b>326,393,500.48</b>         |
| Protección Ambiental  | 0.00                    | 0.00                           | 0.00                    | 0.00                    | 0.00                    | 0.00                          |
| Vivienda y Servicios a la Comunidad   | 0.00                    | 216,250.00                     | 216,250.00              | 216,178.95              | 76,500.00               | 71.05                         |
| Salud   | 0.00                    | 0.00                           | 0.00                    | 0.00                    | 0.00                    | 0.00                          |
| Recreación, Cultura y Otras Manifestaciones Sociales  | 0.00                    | 0.00                           | 0.00                    | 0.00                    | 0.00                    | 0.00                          |
| Educación   | 2,543,530,516.52        | 999,224,616.65                 | 3,542,755,133.17        | 3,216,361,703.74        | 3,033,831,758.53        | 326,393,429.43                |
| Protección Social   | 0.00                    | 0.00                           | 0.00                    | 0.00                    | 0.00                    | 0.00                          |
| Otros Asuntos Sociales  | 0.00                    | 0.00                           | 0.00                    | 0.00                    | 0.00                    | 0.00                          |
| <b>Desarrollo Económico</b>   | <b>0.00</b>             | <b>508,006.34</b>              | <b>508,006.34</b>       | <b>58,699.62</b>        | <b>58,699.62</b>        | <b>449,306.72</b>             |
| Asuntos Económicos, Comerciales y Laborales en General  | 0.00                    | 508,006.34                     | 508,006.34              | 58,699.62               | 58,699.62               | 449,306.72                    |
| Agropecuaria, Silvicultura, Pesca y Caza  | 0.00                    | 0.00                           | 0.00                    | 0.00                    | 0.00                    | 0.00                          |
| Combustibles y Energía  | 0.00                    | 0.00                           | 0.00                    | 0.00                    | 0.00                    | 0.00                          |
| Minería, Manufacturas y Construcción  | 0.00                    | 0.00                           | 0.00                    | 0.00                    | 0.00                    | 0.00                          |
| Transporte  | 0.00                    | 0.00                           | 0.00                    | 0.00                    | 0.00                    | 0.00                          |
| Comunicaciones  | 0.00                    | 0.00                           | 0.00                    | 0.00                    | 0.00                    | 0.00                          |
| Turismo   | 0.00                    | 0.00                           | 0.00                    | 0.00                    | 0.00                    | 0.00                          |
| Ciencia, Tecnología e Innovación  | 0.00                    | 0.00                           | 0.00                    | 0.00                    | 0.00                    | 0.00                          |
| Otras Industrias y Otros Asuntos Económicos   | 0.00                    | 0.00                           | 0.00                    | 0.00                    | 0.00                    | 0.00                          |
| <b>Otras no Clasificadas en Funciones Anteriores</b>  | <b>0.00</b>             | <b>0.00</b>                    | <b>0.00</b>             | <b>0.00</b>             | <b>0.00</b>             | <b>0.00</b>                   |
| Transacciones de la Deuda Pública / Costo Financiero de la Deuda                              | 0.00                    | 0.00                           | 0.00                    | 0.00                    | 0.00                    | 0.00                          |
| Transferencias, Participaciones y Aportaciones entre Diferentes Niveles y Ordenes de Gobierno | 0.00                    | 0.00                           | 0.00                    | 0.00                    | 0.00                    | 0.00                          |
| Saneamiento del Sistema Financiero  | 0.00                    | 0.00                           | 0.00                    | 0.00                    | 0.00                    | 0.00                          |
| Adeudos de Ejercicios Fiscales Anteriores   | 0.00                    | 0.00                           | 0.00                    | 0.00                    | 0.00                    | 0.00                          |
| <b>Total del Gasto</b>  | <b>2,543,530,516.52</b> | <b>1,001,616,754.52</b>        | <b>3,545,147,271.04</b> | <b>3,218,239,479.98</b> | <b>3,033,966,958.15</b> | <b>326,907,791.06</b>         |


  
C.P. Jorge Arániz Canales  
Tesorero General

  
C.P. Juan Alberto Puente Vicuña  
Contador General

**Universidad Autónoma De Coahuila**  
**Endeudamiento Neto**  
 Del 01 de enero al 31 de diciembre de 2019

| Identificación de Crédito o Instrumento | Contratación / Colocación | Amortización | Endeudamiento Neto |
|---|---------------------------|--------------|--------------------|
|   | A                         | B            | C = A - B          |
| <b>Créditos Bancarios</b>               |                           |              |                    |
|   |                           |              |                    |
|   |                           |              |                    |
|   |                           |              |                    |
|   |                           |              |                    |
|   |                           |              |                    |
|   |                           |              |                    |
|   |                           |              |                    |
| Total Créditos Bancarios                | 0.00                      | 0.00         | 0.00               |
| <b>Otros Instrumentos de Deuda</b>      |                           |              |                    |
|   |                           |              |                    |
|   |                           |              |                    |
|   |                           |              |                    |
|   |                           |              |                    |
|   |                           |              |                    |
|   |                           |              |                    |
|   |                           |              |                    |
| Total Otros Instrumentos de Deuda       | 0.00                      | 0.00         | 0.00               |
| <b>TOTAL</b>                            | <b>0.00</b>               | <b>0.00</b>  | <b>0.00</b>        |


  
 \_\_\_\_\_  
 C.P. Jorge Alanís Canales  
 Tesorero General

  
 \_\_\_\_\_  
 C.P. Juan Alberto Puente Vicuña  
 Contador General

Universidad Autónoma De Coahuila  
 Intereses de la Deuda  
 Del 01 de enero al 31 de diciembre de 2019

| Identificación de Crédito o Instrumento           | Devengado   | Pagado      |
|---|-------------|-------------|
| <b>Créditos Bancarios</b>                         |             |             |
|   |             |             |
|   |             |             |
|   |             |             |
|   |             |             |
|   |             |             |
|   |             |             |
|   |             |             |
| Total de Intereses de Créditos Bancarios          | 0.00        | 0.00        |
| <b>Otros Instrumentos de Deuda</b>                |             |             |
|   |             |             |
|   |             |             |
|   |             |             |
|   |             |             |
|   |             |             |
|   |             |             |
| Total de Intereses de Otros Instrumentos de Deuda | 0.00        | 0.00        |
| <b>TOTAL</b>                                      | <b>0.00</b> | <b>0.00</b> |

  
 C.P. Jorge Anís Canales  
 Tesorero General

  
 C.P. Juan Alberto Puente Vicuña  
 Contador General


Universidad Autónoma De Coahuila  
Indicadores de Postura Fiscal  
Del 01 de enero al 31 de diciembre de 2019


| Concepto  | Estimado                | Devengado               | Pagado <sup>3</sup>     |
|---|-------------------------|-------------------------|-------------------------|
| <b>I. Ingresos Presupuestarios (I=1+2)</b>                              | <b>2,543,530,516.68</b> | <b>3,332,233,801.15</b> | <b>3,072,584,087.72</b> |
| 1. Ingresos del Gobierno de la Entidad Federativa <sup>1</sup>          | 0.00                    | 0.00                    | 0.00                    |
| 2. Ingresos del Sector Paraestatal <sup>1</sup>                         | 2,543,530,516.68        | 3,332,233,801.15        | 3,072,584,087.72        |
| <b>II. Egresos Presupuestarios (II=3+4)</b>                             | <b>2,543,530,516.52</b> | <b>3,218,239,479.98</b> | <b>3,033,966,958.15</b> |
| 3. Egresos del Gobierno de la Entidad Federativa <sup>2</sup>           | 0.00                    | 0.00                    | 0.00                    |
| 4. Egresos del Sector Paraestatal <sup>2</sup>                          | 2,543,530,516.52        | 3,218,239,479.98        | 3,033,966,958.15        |
| <b>III. Balance Presupuestario (Superávit o Déficit) (III = I - II)</b> | <b>0.16</b>             | <b>113,994,321.17</b>   | <b>38,617,129.57</b>    |
| Concepto  | Estimado                | Devengado               | Pagado <sup>3</sup>     |
| III. Balance presupuestario (Superávit o Déficit)                       | 0.16                    | 113,994,321.17          | 38,617,129.57           |
| IV. Intereses, Comisiones y Gastos de la Deuda                          | 0.00                    | 0.00                    | 0.00                    |
| <b>V. Balance Primario ( Superávit o Déficit)<br/>(V= III - IV)</b>     | <b>0.16</b>             | <b>113,994,321.17</b>   | <b>38,617,129.57</b>    |
| Concepto  | Estimado                | Devengado               | Pagado <sup>3</sup>     |
| A. Financiamiento   | 0.00                    | 0.00                    | 0.00                    |
| B. Amortización de la deuda   | 0.00                    | 0.00                    | 0.00                    |
| <b>C. Endeudamiento ó desendeudamiento<br/>(C = A - B)</b>              | <b>0.00</b>             | <b>0.00</b>             | <b>0.00</b>             |

1 Los Ingresos que se presentan son los ingresos presupuestario totales sin incluir los ingresos por financiamientos. Los Ingresos del Gobierno de la Entidad Federativa corresponden a los del Poder Ejecutivo, Legislativo Judicial y Autónomos

2 Los egresos que se presentan son los egresos presupuestarios totales sin incluir los egresos por amortización. Los egresos del Gobierno de la Entidad Federativa corresponden a los del Poder Ejecutivo, Legislativo, Judicial y Órganos Autónomos

3 Para Ingresos se reportan los ingresos recaudados; para egresos se reportan los egresos pagados

  
C.P. Jorge Alanís Canales  
Tesorero General

  
C.P. Juan Alberto Puente Vicuña  
Contador General