




Universidad Autónoma de Coahuila
Estado Analítico de Ingresos
Del 01 de enero al 31 de diciembre de 2022

| Clasificación Económica | Ingreso | | | | | Diferencia |
|--|-------------------------|----------------------------|-------------------------|----------------------------|-------------------------|------------------------|
| | Estimado | Ampliaciones y Reducciones | Modificado | Devengado | Recaudado | |
| | 1 | 2 | (3= 1 + 2) | 4 | 5 | |
| Impuestos | 0.00 | 0.00 | 0.00 | 0.00 | 0.00 | 0.00 |
| Cuotas y Aportaciones de Seguridad Social | 0.00 | 0.00 | 0.00 | 0.00 | 0.00 | 0.00 |
| Contribuciones de Mejoras | 0.00 | 0.00 | 0.00 | 0.00 | 0.00 | 0.00 |
| Derechos | 0.00 | 0.00 | 0.00 | 0.00 | 0.00 | 0.00 |
| Productos | 0.00 | 5,357,240.45 | 5,357,240.45 | 5,360,584.73 | 5,359,146.05 | 5,359,146.05 |
| Corriente | 0.00 | 5,357,240.45 | 5,357,240.45 | 5,360,584.73 | 5,359,146.05 | 5,359,146.05 |
| Capital | 0.00 | 0.00 | 0.00 | 0.00 | 0.00 | 0.00 |
| Aprovechamientos | 0.00 | 0.00 | 0.00 | 0.00 | 0.00 | 0.00 |
| Corriente | 0.00 | 0.00 | 0.00 | 0.00 | 0.00 | 0.00 |
| Capital | 0.00 | 0.00 | 0.00 | 0.00 | 0.00 | 0.00 |
| Ingresos por Ventas de Bienes y Servicios | 282,583,080.34 | 26,579,919.47 | 309,162,999.81 | 340,793,308.73 | 338,316,687.62 | 55,733,607.28 |
| Participaciones y Aportaciones | 0.00 | 3,952,034.36 | 3,952,034.36 | 3,696,829.79 | 3,253,896.48 | 3,253,896.48 |
| Transferencias, Asignaciones, Subsidios y Otras Ayudas | 3,126,532,698.00 | 293,356,182.81 | 3,419,888,880.81 | 2,657,571,784.74 | 2,643,808,377.62 | -482,724,320.38 |
| Ingresos Derivados de Financiamientos | 0.00 | 0.00 | 0.00 | 0.00 | 0.00 | 0.00 |
| Total | 3,409,115,778.34 | 329,245,377.09 | 3,738,361,155.43 | 3,007,422,507.99 | 2,990,738,107.77 | -418,377,670.57 |
| | | | | Ingresos excedentes | | |


C.P. María del Refugio Álvarez Figueroa
Jefa de Contabilidad Gubernamental


C.P. Óscar Julián López Escareño
Subdirector de Contabilidad Gubernamental y Gobierno


C.P. Jorge Alanís Canales
Tesorero General

Universidad Autónoma de Coahuila
Estado Analítico de Ingresos
Del 01 de enero al 31 de diciembre de 2022

| Estado Analítico de Ingresos Por Fuente de Financiamiento | Ingreso | | | | | Diferencia (6= 5 - 1) |
|---|-------------------------|----------------------------|-------------------------|----------------------------|-------------------------|--------------------------|
| | Estimado | Ampliaciones y Reducciones | Modificado | Devengado | Recaudado | |
| | 1 | 2 | (3= 1 + 2) | 4 | 5 | |
| Ingresos del Poder Ejecutivo Federal o Estatal y de los Municipios | 0.00 | 0.00 | 0.00 | 0.00 | 0.00 | 0.00 |
| Impuestos | 0.00 | 0.00 | 0.00 | 0.00 | 0.00 | 0.00 |
| Cuotas y Aportaciones de Seguridad Social | 0.00 | 0.00 | 0.00 | 0.00 | 0.00 | 0.00 |
| Contribuciones de Mejoras | 0.00 | 0.00 | 0.00 | 0.00 | 0.00 | 0.00 |
| Derechos | 0.00 | 0.00 | 0.00 | 0.00 | 0.00 | 0.00 |
| Productos | 0.00 | 0.00 | 0.00 | 0.00 | 0.00 | 0.00 |
| Aprovechamientos | 0.00 | 0.00 | 0.00 | 0.00 | 0.00 | 0.00 |
| Participaciones, Aportaciones, Convenios, Incentivos Derivados de la Colaboración Fiscal y Fondos Distintos de Aportaciones | 0.00 | 0.00 | 0.00 | 0.00 | 0.00 | 0.00 |
| Transferencias, Asignaciones, Subsidios y Subvenciones, y Pensiones y Jubilaciones | 0.00 | 0.00 | 0.00 | 0.00 | 0.00 | 0.00 |
| Ingresos de los Entes Públicos de los Poderes Legislativo y Judicial, de los Órganos Autónomos y del Sector Paraestatal o Paramunicipal, así como de las Empresas Productivas del Estado | 3,409,115,778.34 | 329,245,377.09 | 3,738,361,155.43 | 3,007,422,507.99 | 2,990,738,107.77 | -418,377,670.57 |
| Cuotas y Aportaciones de Seguridad Social | 0.00 | 0.00 | 0.00 | 0.00 | 0.00 | 0.00 |
| Productos | 0.00 | 5,357,240.45 | 5,357,240.45 | 5,360,584.73 | 5,359,146.05 | 5,359,146.05 |
| Ingresos por Venta de Bienes, Prestación de Servicios y Otros Ingresos | 282,583,080.34 | 26,579,919.47 | 309,162,999.81 | 340,793,308.73 | 338,316,687.62 | 55,733,607.28 |
| Transferencias, Asignaciones, Subsidios y Subvenciones, y Pensiones y Jubilaciones | 3,126,532,698.00 | 297,308,217.17 | 3,423,840,915.17 | 2,661,268,614.53 | 2,647,062,274.10 | -479,470,423.90 |
| Ingresos Derivados de Financiamientos | 0.00 | 0.00 | 0.00 | 0.00 | 0.00 | 0.00 |
| Ingresos Derivados de Financiamientos | 0.00 | 0.00 | 0.00 | 0.00 | 0.00 | 0.00 |
| Total | 3,409,115,778.34 | 329,245,377.09 | 3,738,361,155.43 | 3,007,422,507.99 | 2,990,738,107.77 | -418,377,670.57 |
| | | | | Ingresos excedentes | | |

C.P. María del Refugio Álvarez Figueroa
Jefa de Contabilidad Gubernamental

C.P. Óscar Julián López Escareño
Subdirector de Contabilidad Gubernamental y Gobierno

C.P. Jorge Alanís Canales
Tesorero General

Universidad Autónoma de Coahuila
Estado Analítico de Ingresos
Del 01 de enero al 31 de diciembre de 2022

| Rubro de Ingresos | Ingreso | | | | | Diferencia |
|---|-------------------------|----------------------------|-------------------------|----------------------------|-------------------------|------------------------|
| | Estimado | Ampliaciones y Reducciones | Modificado | Devengado | Recaudado | |
| | 1 | 2 | (3= 1 + 2) | 4 | 5 | |
| Impuestos | 0.00 | 0.00 | 0.00 | 0.00 | 0.00 | 0.00 |
| Cuotas y Aportaciones de Seguridad Social | 0.00 | 0.00 | 0.00 | 0.00 | 0.00 | 0.00 |
| Contribuciones de Mejoras | 0.00 | 0.00 | 0.00 | 0.00 | 0.00 | 0.00 |
| Derechos | 0.00 | 0.00 | 0.00 | 0.00 | 0.00 | 0.00 |
| Productos | 0.00 | 5,357,240.45 | 5,357,240.45 | 5,360,584.73 | 5,359,146.05 | 5,359,146.05 |
| Aprovechamientos | 0.00 | 0.00 | 0.00 | 0.00 | 0.00 | 0.00 |
| Ingresos por Venta de Bienes, Prestación de Servicios y Otros Ingresos | 282,583,080.34 | 26,579,919.47 | 309,162,999.81 | 340,793,308.73 | 338,316,687.62 | 55,733,607.28 |
| Participaciones, Aportaciones, Convenios, Incentivos Derivados de la Colaboración Fiscal y Fondos Distintos de Aportaciones | 0.00 | 3,952,034.36 | 3,952,034.36 | 3,696,829.79 | 3,253,896.48 | 3,253,896.48 |
| Transferencias, Asignaciones, Subsidios y Subvenciones, y Pensiones y Jubilaciones | 3,126,532,698.00 | 293,356,182.81 | 3,419,888,880.81 | 2,657,571,784.74 | 2,643,808,377.62 | -482,724,320.38 |
| Ingresos Derivados de Financiamientos | 0.00 | 0.00 | 0.00 | 0.00 | 0.00 | 0.00 |
| Total | 3,409,115,778.34 | 329,245,377.09 | 3,738,361,155.43 | 3,007,422,507.99 | 2,990,738,107.77 | -418,377,670.57 |
| | | | | Ingresos excedentes | | |



C.P. María del Refugio Álvarez Figueroa
 Jefa de Contabilidad Gubernamental



C.P. Óscar Julián López Escareño
 Subdirector de Contabilidad Gubernamental y Gobierno



C.P. Jorge Alanís Canales
 Tesorero General

Universidad Autónoma de Coahuila
Estado Analítico del Ejercicio del Presupuesto de Egresos
Clasificación Administrativa
Del 01 de enero al 31 de diciembre de 2022

| Concepto | Egresos | | | | | Subejercicio 6 = (3 - 4) |
|--|----------------|--------------------------------|----------------|----------------|----------------|-------------------------------|
| | Aprobado | Ampliaciones/ (Reducciones) | Modificado | Devengado | Pagado | |
| | 1 | 2 | 3 = (1 + 2) | 4 | 5 | |
| RECTORIA | 44,203,400.70 | -3,435,989.44 | 40,767,411.26 | 40,767,411.26 | 38,111,882.89 | 0.00 |
| SECRETARIA GENERAL | 23,389,805.44 | -4,865,501.58 | 18,524,303.86 | 18,524,303.86 | 17,636,824.10 | 0.00 |
| TESORERIA GENERAL | 596,595,971.53 | 24,092,588.76 | 620,688,560.29 | 620,688,430.74 | 616,794,538.70 | 129.55 |
| CONTRALORIA GENERAL | 15,977,725.26 | 3,733,538.77 | 19,711,264.03 | 19,711,264.03 | 19,150,922.75 | 0.00 |
| INTENDENCIA CENTRAL | 136,523.58 | 483,286.34 | 619,809.92 | 619,809.92 | 485,836.03 | 0.00 |
| OFICIALIA MAYOR U. S. | 968,708,528.44 | -874,401,594.91 | 94,306,933.53 | 94,306,443.99 | 89,808,937.78 | 489.54 |
| SUBDIRECCION DE RECURSOS FISICOS | 1,618,392.77 | 234,705.55 | 1,853,098.32 | 1,853,098.32 | 1,236,566.17 | 0.00 |
| BIBLIOTECA ARTEMIO DE VALLE ARIZPE | 46,131.48 | 44,819.88 | 90,951.36 | 90,951.36 | 88,460.17 | 0.00 |
| LIBRERIA UNIVERSITARIA | 50,117.83 | -48,106.69 | 2,011.14 | 2,011.14 | 2,011.14 | 0.00 |
| COORDINACION DE COMUNICACION SOCIAL | 35,467,180.30 | 25,809,119.83 | 61,276,300.13 | 61,265,730.33 | 46,252,690.71 | 10,569.80 |
| INFORMATICA | 82,081.17 | -37,108.75 | 44,972.42 | 44,972.42 | 44,972.42 | 0.00 |
| COORDINACION GENERAL DE ESTUDIOS DE POSTGRADO | 18,273,060.84 | 9,791,696.03 | 28,064,756.87 | 25,504,915.72 | 24,482,550.08 | 2,559,841.15 |
| STUAC | 169,023.93 | 396,045.48 | 565,069.41 | 565,069.41 | 470,061.66 | 0.00 |
| DEPARTAMENTO DE INTERCAMBIO ACADEMICO | 59,202,012.79 | -58,901,473.95 | 300,538.84 | 300,538.84 | 225,044.62 | 0.00 |
| CENTRO DE EVALUACION Y CAPACITACION | 91,186.05 | -47,039.98 | 44,146.07 | 44,146.07 | 40,758.87 | 0.00 |
| DIRECCION DE ASUNTOS ACADEMICOS | 110,227,453.22 | -20,456,563.81 | 89,770,889.41 | 89,770,889.41 | 81,891,921.59 | 0.00 |
| DIRECCION DE PLANEACION | 18,776,036.47 | 2,264,397.20 | 21,040,433.67 | 21,040,433.67 | 18,507,851.16 | 0.00 |
| SUB-COORDINACION DE DIFUSION CULTURAL | 245,246.43 | 534,431.03 | 779,677.46 | 779,677.46 | 705,482.73 | 0.00 |
| COORDINACION DE RELACIONES PUBLICAS | 6,268,301.84 | -5,374,716.57 | 893,585.27 | 893,585.27 | 757,890.70 | 0.00 |
| DEPARTAMENTO DE CAPACITACION Y DESARROLLO | 0.00 | 154,607.83 | 154,607.83 | 153,512.85 | 153,512.85 | 1,094.98 |
| CONSEJO UNIVERSITARIO | 125,823.93 | 475,005.59 | 600,829.52 | 600,829.52 | 597,829.52 | 0.00 |
| COORDINACION DE SERVICIO SOCIAL | 197,615.80 | -76,988.22 | 120,627.58 | 96,603.19 | 66,458.57 | 24,024.39 |
| DEPARTAMENTO DE COMUNICACION AUDIOVISUAL Y DISEÑO | 111,575.45 | -10,419.30 | 101,156.15 | 101,156.15 | 98,275.95 | 0.00 |
| COORDINACION GENERAL DE BIBLIOTECAS | 0.00 | 55,445.52 | 55,445.52 | 55,445.52 | 55,445.52 | 0.00 |
| COORDINACION GENERAL DE ADQUISICIONES | 10,937,969.04 | 692,804.80 | 11,630,773.84 | 11,630,773.84 | 10,949,362.72 | 0.00 |
| COORD. GENERAL DE DIFUSION Y PATRIMONIO CULTURAL | 29,426,960.61 | -1,698,590.19 | 27,728,370.42 | 27,728,281.76 | 26,703,755.30 | 88.66 |
| DEPARTAMENTO DE SERVICIOS ESTUDIANTILES | 2,657,237.30 | -2,840,857.08 | 16,380.22 | 16,380.22 | 16,380.22 | 0.00 |
| COORDINACION GENERAL DE EXTENSION UNIVERSITARIA | 12,874,523.35 | 5,052,974.13 | 17,927,497.48 | 17,805,897.41 | 16,787,894.87 | 121,600.07 |
| DEPARTAMENTO DE FOMENTO EDITORIAL | 173,741.84 | -48,961.22 | 124,780.62 | 124,780.62 | 124,780.62 | 0.00 |
| COORD. GRAL. DE ADMON. PATRIMONIAL Y DE SERV. | 32,943,082.65 | 3,387,760.48 | 36,330,843.13 | 36,290,716.31 | 35,239,945.96 | 40,126.82 |
| ALMACEN CENTRAL | 174,539.47 | 56,677.14 | 231,216.61 | 231,216.61 | 217,490.20 | 0.00 |
| DEPARTAMENTO DE VIGILANCIA | 63,958.14 | -48,536.46 | 15,421.68 | 15,421.68 | 15,421.68 | 0.00 |
| SUBDIRECCION DE SUPERACION ACADEMICA | 3,273,708.75 | -2,722,989.28 | 550,719.47 | 550,719.47 | 415,336.71 | 0.00 |
| COORDINACION GENERAL JURIDICA | 7,130,471.43 | 455,423.46 | 7,585,894.89 | 7,585,894.89 | 7,353,620.60 | 0.00 |
| CENTRO DE INVESTIGACIONES SOCIOECONOMICAS | 12,329,666.22 | 613,373.88 | 12,943,040.10 | 12,943,040.10 | 12,587,846.75 | 0.00 |
| COORDINACION GENERAL DE VINCULACION | 19,190,849.48 | -852,987.07 | 18,337,862.41 | 18,264,005.15 | 17,560,588.79 | 73,857.26 |
| AREAS VERDES | 326,451.00 | 809,887.71 | 1,136,338.71 | 1,136,338.71 | 916,710.53 | 0.00 |
| COORD. GRAL. DE TECNOLOGIA DE INFORMACION Y COM. | 40,280,168.07 | 10,073,019.92 | 50,353,187.99 | 50,353,187.99 | 47,031,992.60 | 0.00 |
| AULA MAGNA ING. JOSE MA. FRAUSTO SILLER | 459,097.95 | 88,209.82 | 547,307.77 | 486,430.93 | 483,939.74 | 60,876.84 |
| EDUCACION UNIVERSITARIA A DISTANCIA | 12,310,679.94 | 4,493,714.12 | 16,804,394.06 | 16,804,394.06 | 16,101,594.79 | 0.00 |
| UNIDAD DE SEMINARIOS EMILIO J. TALAMAS T. | 77,979.10 | 121,772.93 | 199,752.03 | 131,079.02 | 128,587.83 | 68,673.01 |
| CENTRO AUDIOVISUAL UNIVERSITARIO | 236,924.57 | -3,584.71 | 233,339.86 | 207,264.02 | 204,772.83 | 26,075.84 |
| COORDINACION GENERAL DE RELACIONES INTERNACIONALES | 16,543,149.78 | 32,498,893.68 | 49,042,043.46 | 49,022,489.94 | 48,650,456.04 | 19,553.52 |
| RECINTO DEL PATRIMONIO CULTURAL UNIVERSITARIO | 1,414,240.84 | -407,551.31 | 1,006,689.53 | 1,006,689.53 | 674,654.30 | 0.00 |
| RECINTO AURORA MORALES DE LOPEZ | 936,149.65 | -181,741.13 | 754,408.52 | 754,408.52 | 521,685.32 | 0.00 |
| RESIDENCIA UNIVERSITARIA | 217,131.20 | -91,910.68 | 125,220.52 | 125,220.52 | 117,972.56 | 0.00 |
| COORDINACION DE INGLES CURRICULAR | 353,450.32 | -167,148.83 | 186,301.49 | 186,301.49 | 186,301.49 | 0.00 |
| DEFENSORIA DE LOS DERECHOS HUMANOS UNIVERSITARIO | 4,527,597.57 | 1,480,564.74 | 6,008,162.31 | 6,008,162.31 | 5,898,474.21 | 0.00 |
| COORDINACION GENERAL DE INNOVACION Y DESARROLLO | 6,753,208.54 | -6,734,616.73 | 18,591.81 | 18,591.81 | 13,753.78 | 0.00 |
| COORDINACION DE AGENDA AMBIENTAL | 1,639,973.95 | 1,129,299.95 | 2,769,273.90 | 2,769,273.90 | 2,556,126.30 | 0.00 |
| COORDINACION DE IGUALDAD DE GENERO | 1,327,106.97 | 359,713.99 | 1,686,820.96 | 1,685,670.96 | 1,491,296.63 | 1,150.00 |
| INTENDENCIA SALTILLO | 159,554.84 | 581,210.73 | 740,765.57 | 740,765.57 | 624,639.89 | 0.00 |
| COORDINACION DE UNIDAD SALTILLO | 15,900,723.65 | 2,998,134.61 | 18,898,858.26 | 18,898,858.26 | 17,141,752.23 | 0.00 |
| INFOTECA CENTRAL UNIDAD SALTILLO | 2,667,279.78 | 1,334,992.12 | 4,002,271.90 | 3,999,328.96 | 3,025,971.58 | 2,942.94 |
| UNIDAD DEPORTIVA Y CAMPO OLIMPIDICO | 804,146.84 | -395,577.84 | 408,569.00 | 408,569.00 | 408,569.00 | 0.00 |
| BIBLIOTECA CAMPUS PONIENTE | 935,665.07 | -213,180.61 | 722,484.46 | 722,484.46 | 428,147.85 | 0.00 |
| CIUDAD UNIVERSITARIA SALTILLO | 3,614,911.21 | -220,644.21 | 3,394,267.00 | 3,394,267.00 | 3,394,267.00 | 0.00 |
| INFOTECA CIUDAD UNIVERSITARIA ARTEAGA | 1,779,302.42 | 282,299.35 | 2,061,601.77 | 2,042,351.37 | 1,713,989.50 | 19,250.40 |
| CENTRO CULTURAL UNIVERSITARIO CAMPUS ARTEAGA | 475,434.46 | 943,029.47 | 1,418,463.93 | 1,356,447.62 | 889,067.44 | 62,016.31 |
| RADIO UNIVERSIDAD | 281,444.98 | 198,517.41 | 479,962.39 | 479,962.39 | 355,180.92 | 0.00 |
| RESID. UNIV. ANGELICA NARRO DE GARZA A C | 184,023.35 | -18,357.99 | 165,665.36 | 163,848.62 | 163,848.62 | 1,816.74 |
| ESC. DE BACHILLERES ATENEO FUENTE | 41,727,654.68 | 5,549,249.35 | 47,276,904.03 | 47,099,785.65 | 44,964,280.26 | 177,118.38 |
| ESC. DE BACH. DR. MARIANO NARVAEZ GLZ. T. NOCTURNO | 23,717,656.60 | 6,125,434.09 | 29,843,090.69 | 29,843,090.69 | 28,774,038.37 | 0.00 |
| INSTITUTO DE ENSEÑANZA ABIERTA DE SALTILLO | 17,375,851.65 | 4,508,489.93 | 21,884,341.58 | 21,884,341.58 | 20,901,010.39 | 0.00 |
| ESC. DE BACH. JUAN AGUSTIN DE ESPINOZA | 7,599,474.46 | 2,598,570.20 | 10,198,044.66 | 10,198,044.66 | 9,821,310.51 | 0.00 |
| ESC. DE BACH. DR. MARIANO NARVAEZ GLZ. T. DIURNO | 23,349,918.17 | 4,671,754.30 | 28,021,672.47 | 28,021,672.47 | 26,812,909.29 | 0.00 |
| INST. DE CIEN Y HUM LIC. SALVADOR GONZALEZ | 15,493,845.79 | 2,032,600.28 | 17,526,446.07 | 17,526,061.38 | 17,332,885.87 | 384.69 |
| ESC. DE BACH. ATENEO FUENTE RAMOS ARIZPE | 623,778.81 | 44,336.80 | 668,115.61 | 668,115.61 | 595,142.11 | 0.00 |
| ESCUELA DE ARTES PLASTICAS PROF. RUBEN HERRERA | 14,441,563.86 | 2,246,813.61 | 16,688,397.47 | 16,645,872.55 | 15,829,058.89 | 42,524.92 |
| FACULTAD DE CIENCIA, EDUCACION Y HUMANIDADES | 21,052,668.09 | 5,569,483.32 | 26,622,151.41 | 26,621,154.13 | 25,371,428.73 | 997.28 |
| FACULTAD DE CIENCIAS DE LA COMUNICACION | 17,349,354.34 | 3,502,013.80 | 20,851,368.14 | 20,818,554.14 | 19,745,584.69 | 32,814.00 |
| UNIV. AUTONOMA DE COAH. ESC. DE CIENCIAS SOCIALES | 7,726,790.06 | 2,831,026.62 | 10,557,816.68 | 10,557,816.68 | 10,097,466.69 | 0.00 |
| ESCUELA SUPERIOR DE MUSICA | 18,769,806.28 | 4,851,557.91 | 23,621,364.19 | 23,621,364.17 | 22,290,102.12 | 0.02 |
| FACULTAD DE TRABAJO SOCIAL | 16,744,143.89 | 3,916,396.60 | 20,660,540.49 | 20,593,323.66 | 19,863,651.35 | 67,216.83 |
| UADEC COORDINACION GENERAL DEL DEPORTE | 37,128,311.47 | 12,719,112.54 | 49,847,424.01 | 49,847,424.01 | 46,669,660.07 | 0.00 |
| CENTRO DE IDIOMAS U.S. | 3,992,230.66 | 473,027.84 | 4,465,258.50 | 4,465,258.50 | 4,075,620.55 | 0.00 |
| FACULTAD DE CIENCIAS DE LA ADMINISTRACION | 22,836,239.11 | 8,373,102.61 | 31,209,341.72 | 31,209,336.23 | 28,617,565.45 | 5.49 |
| FACULTAD DE ECONOMIA | 10,445,706.64 | 3,539,837.22 | 13,985,543.86 | 13,985,543.80 | 13,553,827.16 | 0.06 |
| UNIV. AUTONOMA DE COAH. FAC. DE JURISPRUDENCIA | 21,881,116.03 | 7,184,594.08 | 29,065,710.11 | 28,998,296.96 | 27,634,207.06 | 67,413.15 |
| FACULTAD DE MERCADOTECNIA | 11,935,111.53 | 1,217,708.44 | 13,152,819.97 | 13,152,819.97 | 12,829,910.32 | 0.00 |
| CENTRO DE ESTUDIOS E INVESTIGACIONES INTERDISCIPLINARIAS | 3,000,007.52 | 5,234,281.07 | 8,234,288.59 | 8,192,785.62 | 8,033,270.37 | 41,502.97 |
| ACADEMIA INTERAMERICANA DE DERECHOS HUMANOS | 31,752,108.74 | 18,420,831.52 | 50,172,940.26 | 36,098,445.72 | 34,854,091.78 | 14,074,494.54 |
| FACULTAD DE INGENIERIA CIVIL | 28,346,296.16 | 11,537,157.79 | 39,883,453.95 | 39,883,453.95 | 38,418,208.82 | 0.00 |
| CENTRO DE INVESTIGACION EN MATEMATICA APLICADA | 7,238,428.21 | 1,688,979.95 | 8,927,408.16 | 8,927,408.16 | 8,474,820.96 | 0.00 |
| UNIV. AUTON. COAHUILA /FACULTAD DE SISTEMAS | 41,772,082.20 | 2,483,051.86 | 44,255,134.06 | 44,057,382.61 | 42,491,702.15 | 197,751.45 |
| FACULTAD DE CIENCIAS QUIMICAS | 72,239,282.35 | 24,919,181.06 | 97,158,463.41 | 96,906,670.66 | 93,249,193.89 | 251,792.75 |

| | | | | | | |
|--|-------------------------|------------------------|-------------------------|-------------------------|-------------------------|----------------------|
| FACULTAD DE ARQUITECTURA | 21,932,604.64 | 5,849,650.25 | 27,782,254.89 | 27,741,818.59 | 26,733,892.22 | 40,436.30 |
| FACULTAD DE CIENCIAS FISICO MATEMATICAS | 15,339,098.28 | 3,143,576.47 | 18,482,674.75 | 18,472,674.73 | 17,832,506.31 | 10,000.02 |
| RESIDENCIA UNIVERSITARIA ARTEAGA | 0.00 | 6,794.84 | 6,794.84 | 6,794.84 | 6,794.84 | 0.00 |
| FACULTAD DE MEDICINA | 23,468,448.69 | 9,795,308.00 | 33,263,756.69 | 33,263,263.22 | 32,297,711.35 | 493.47 |
| ESCUELA DE ODONTOLOGIA | 19,695,365.95 | 8,551,630.29 | 28,246,996.24 | 28,221,790.68 | 27,008,415.41 | 25,205.56 |
| ESCUELA DE PSICOLOGIA | 15,321,115.72 | 3,276,945.52 | 18,598,061.24 | 18,598,060.72 | 17,685,672.92 | 0.52 |
| ESC. DE LIC. EN ENFERMERIA DR. SANTIAGO VALDES G. | 16,434,692.19 | 6,465,968.82 | 22,900,661.01 | 22,888,160.99 | 22,073,324.12 | 12,500.02 |
| HOSPITAL UNIVERSITARIO SALTILLO. | 73,784,283.39 | 51,871,738.94 | 125,656,022.33 | 125,656,022.32 | 119,954,441.05 | 0.01 |
| INFOTECA DE LA SALUD | 46,672.20 | 114,691.35 | 161,363.55 | 161,363.55 | 142,510.37 | 0.00 |
| CONTRALORIA DE UNIDAD | 45,823.93 | -19,644.34 | 26,179.59 | 26,179.59 | 20,368.29 | 0.00 |
| DEPARTAMENTO DE ASUNTOS ACADEMICOS | 45,823.93 | -9,454.59 | 36,369.34 | 36,369.34 | 27,055.34 | 0.00 |
| DEPARTAMENTO DE DIFUSION CULTURAL | 71,836.05 | 183,394.11 | 255,230.16 | 255,230.16 | 194,070.39 | 0.00 |
| COORDINACION DE UNIDAD TORREON | 26,375,211.69 | 13,721,355.38 | 40,096,567.07 | 40,095,592.41 | 37,849,849.96 | 974.66 |
| UNIV. AUTON DE COAH / INFOTECA TORREON | 5,310,323.29 | -31,875.47 | 5,278,447.82 | 5,278,447.82 | 4,831,187.50 | 0.00 |
| RADIO UNIVERSIDAD | 163,096.17 | 390,609.73 | 553,705.90 | 553,705.90 | 506,890.74 | 0.00 |
| DEPARTAMENTO DE CAPACITACION Y DESARROLLO | 0.00 | 14,816.79 | 14,816.79 | 14,816.79 | 14,816.79 | 0.00 |
| CENTRO DE INVESTIGACION BIOMEDICA | 14,370,904.76 | -614,872.82 | 13,756,031.94 | 13,744,268.14 | 13,478,684.93 | 11,763.80 |
| CENTRO CULTURAL UNIVERSITARIO BRAULIO FDZ. AGUIRR | 276,891.37 | 1,350,642.38 | 1,627,533.75 | 1,593,585.58 | 1,386,504.22 | 33,948.17 |
| INST INV PARA EL DES INT DE LA MUJER UNIVERSITARIA | 2,185,501.40 | 2,645,702.36 | 4,831,203.76 | 4,831,203.76 | 4,814,738.57 | 0.00 |
| CENTRO DE INVESTIGACIÓN Y JARDÍN ETNOBIOLÓGICO DE | 2,872,106.26 | 6,133,289.84 | 9,005,396.10 | 9,005,396.10 | 8,698,064.92 | 0.00 |
| CENTRO DE TRANSFERENCIA DEL CONOCIMIENTO | 900,000.00 | -900,000.00 | 0.00 | 0.00 | 0.00 | 0.00 |
| ESCUELA DE BACHILLERES AGUANUEVA | 11,046,014.66 | 858,885.02 | 11,904,899.68 | 11,904,899.68 | 11,601,348.01 | 0.00 |
| ESC. DE BACH. VENUSTIANO CARRANZA | 22,738,521.31 | 7,910,854.43 | 30,649,375.74 | 30,649,375.74 | 29,484,569.58 | 0.00 |
| INSTITUTO DE ENSEÑANZA ABIERTA DE TORREON | 8,931,612.39 | 6,358,952.19 | 15,290,564.58 | 15,290,564.58 | 14,296,208.93 | 0.00 |
| PREPARATORIA VENUSTIANO CARRANZA EXT.MATAMOROS | 179,041.51 | 1,040,244.28 | 1,219,285.79 | 1,216,260.56 | 1,213,769.37 | 3,025.23 |
| ESCUELA DE ARTES UNIDAD TORREON | 2,129,814.94 | 1,539,370.99 | 3,669,185.93 | 3,669,185.93 | 3,369,260.95 | 0.00 |
| UNIV. AUTON. DE COAHUILA - COMUNIDAD | 11,034,118.99 | 7,654,935.65 | 18,689,054.64 | 18,689,054.64 | 17,762,934.82 | 0.00 |
| COORDINACION DE DEPORTES | 103,510.42 | 314,313.83 | 417,824.25 | 417,824.25 | 299,636.00 | 0.00 |
| CENTRO DE IDIOMAS U. T. | 3,876,747.84 | 1,650,200.35 | 5,526,948.19 | 5,526,948.18 | 5,123,311.23 | 0.01 |
| FACULTAD DE CONTADURIA Y ADMINISTRACION | 43,593,370.53 | 54,699,199.25 | 98,292,569.78 | 98,076,132.15 | 95,552,780.01 | 216,437.63 |
| FACULTAD DE ECONOMIA Y MERCADOTECNIA | 7,603,369.00 | 6,367,847.05 | 13,971,216.05 | 13,971,216.05 | 13,188,785.28 | 0.00 |
| FACULTAD DE CIENCIAS POLITICAS Y SOCIALES | 13,949,169.51 | 9,664,297.37 | 23,613,466.88 | 23,562,048.57 | 22,245,302.77 | 51,418.31 |
| UAC FAC DE ADMON FISCAL Y FIN | 12,738,715.14 | 7,029,573.92 | 19,768,289.06 | 19,727,124.71 | 19,130,859.22 | 41,164.35 |
| FACULTAD DE DERECHO | 14,560,178.77 | 14,609,073.38 | 29,169,252.15 | 29,169,252.14 | 27,577,342.10 | 0.01 |
| ESCUELA DE ADMINISTRACION (SAN PEDRO) | 3,928,502.01 | 3,619,933.94 | 7,548,435.95 | 7,548,435.95 | 7,129,375.86 | 0.00 |
| UADEC /FACULTAD DE INGENIERIA MECANICA Y ELECTRICA | 11,802,183.78 | 10,937,725.40 | 22,739,909.18 | 22,643,681.17 | 21,170,861.98 | 96,228.01 |
| FACULTAD DE INGENIERIA CIVIL | 10,323,367.26 | 9,930,296.51 | 20,253,663.77 | 20,253,663.77 | 18,289,298.06 | 0.00 |
| ESCUELA SUPERIOR DE INGENIERIA | 7,011.67 | -2,458.46 | 4,553.21 | 4,553.21 | 4,553.21 | 0.00 |
| ESCUELA DE SISTEMAS UNIDAD TORREON | 10,549,165.21 | 7,303,201.80 | 17,852,367.01 | 17,852,367.01 | 17,229,844.25 | 0.00 |
| ESCUELA DE ARQUITECTURA | 7,655,216.81 | 5,228,534.06 | 12,883,750.87 | 12,883,750.87 | 12,167,554.29 | 0.00 |
| UNIV AUTONOMA DE COAHUILA/ESC. CIENCIAS BIOLÓGICAS | 13,690,814.44 | 9,276,896.12 | 22,967,710.56 | 22,957,710.19 | 21,562,823.92 | 10,000.37 |
| FACULTAD DE MEDICINA | 16,498,557.85 | 14,706,338.77 | 31,204,896.62 | 31,204,896.62 | 29,803,927.88 | 0.00 |
| UNIVERSIDAD AUTONOMA DE COAHUILA/ODONTOLOGIA UT | 16,406,048.87 | 13,888,448.70 | 30,294,497.57 | 30,294,497.57 | 29,372,278.84 | 0.00 |
| ESCUELA DE PSICOLOGIA | 1,789,865.74 | 2,704,743.26 | 4,494,609.00 | 4,450,041.00 | 4,200,066.38 | 44,568.00 |
| ESCUELA DE LICENCIATURA EN ENFERMERIA | 9,554,378.42 | 16,639,940.04 | 26,194,318.46 | 26,194,195.34 | 25,027,208.74 | 123.12 |
| HOSPITAL UNIVERSITARIO TORREON. | 47,588,867.48 | 48,518,580.10 | 96,107,447.58 | 96,107,447.58 | 88,555,373.45 | 0.00 |
| HOSPITAL INFANTIL UNIVERSITARIO | 24,578,072.01 | 22,565,093.46 | 47,143,165.47 | 47,143,165.47 | 44,566,292.75 | 0.00 |
| ESCUELA DE ARTES ESCENICAS | 0.00 | 10,169.89 | 10,169.89 | 10,169.89 | 10,169.89 | 0.00 |
| LIBRERIA PIEDRAS NEGRAS | 0.00 | 212.54 | 212.54 | 212.54 | 212.54 | 0.00 |
| DEPARTAMENTO DE ASUNTOS ACADEMICOS | 0.00 | 57,612.18 | 57,612.18 | 57,612.18 | 36,068.80 | 0.00 |
| DEPARTAMENTO DE DIFUSION CULTURAL | 20,790.00 | 314.75 | 21,104.75 | 21,104.75 | 21,104.75 | 0.00 |
| COORDINACION DE UNIDAD NORTE | 11,482,518.22 | 16,605,488.10 | 28,088,006.32 | 28,088,006.31 | 26,928,482.27 | 0.01 |
| AULA MAGNA UNIDAD NORTE | 45,823.93 | 77,397.96 | 123,221.89 | 123,221.89 | 114,727.98 | 0.00 |
| INFOTECA CENTRAL UNIDAD NORTE DE LA UAC | 3,940,251.27 | 2,738,880.72 | 6,679,131.99 | 6,679,131.99 | 6,190,713.15 | 0.00 |
| UNIDAD DE SEMINARIOS UNIDAD NORTE UAC | 890,198.01 | 394,282.03 | 1,284,480.04 | 1,284,480.04 | 1,329,868.83 | 29.47 |
| CENTRO UNIVERSITARIO DE INFORMATICA | 928,815.29 | 739,339.01 | 1,668,154.30 | 1,668,124.83 | 891,539.43 | 344,463.21 |
| TEATRO DE LA CIUDAD DE MONCLOVA | 2,477,036.62 | 1,521,424.95 | 3,998,461.57 | 2,880,035.95 | 2,555,354.15 | 1,118,425.62 |
| CENTRO DE INVESTIGACION EN GEOCIENCIAS APLICADAS | 5,492,464.85 | 8,149,392.35 | 13,641,857.20 | 13,253,081.56 | 12,972,705.04 | 388,775.64 |
| CENTRO DE INVESTIGACIÓN PARA LA CONSERVACIÓN DE I | 1,012,702.10 | 1,752,406.55 | 2,765,108.65 | 2,716,580.28 | 2,665,854.22 | 48,528.37 |
| ESC. DE BACH. DR. Y GRAL. JAIME LOZANO BENAVIDES | 6,148,876.56 | 6,243,400.11 | 12,392,276.67 | 12,392,276.67 | 11,867,397.83 | 0.00 |
| ESC. DE BACH. PROF. LADISLAO FARIAS CAMPOS | 8,615,437.11 | 6,413,199.96 | 15,028,637.07 | 15,028,637.07 | 14,542,271.57 | 0.00 |
| ESC. DE BACH. LIC. LUIS DONALDO COLOSIO MURRIETA | 7,443,620.47 | 5,764,403.55 | 13,208,024.02 | 13,208,024.02 | 12,708,925.73 | 0.00 |
| ESC. DE BACH. SR. URBANO RIOJAS RENDON | 15,413,954.64 | 2,747,529.24 | 18,161,483.88 | 18,161,483.88 | 17,199,009.47 | 0.00 |
| ESCUELA DE BACHILLERES URBANO RIOJAS RENDON EXT | 155,248.46 | 1,508,079.20 | 1,663,327.66 | 1,663,327.66 | 1,511,772.61 | 0.00 |
| ESCUELA DE BACHILLERES ACUÑA DE LA UADEC | 2,922,338.37 | 3,245,336.07 | 6,167,674.44 | 6,078,440.33 | 5,790,136.35 | 89,234.11 |
| COORDINACION DE DEPORTES | 121,783.87 | 435,708.14 | 557,492.01 | 557,492.01 | 421,612.53 | 0.00 |
| CENTRO DE IDIOMAS U. N. | 1,265,149.07 | 105,515.16 | 1,370,664.23 | 1,370,664.23 | 1,157,320.02 | 0.00 |
| CENTRO DE IDIOMAS P.N. | 529,995.99 | -130,612.31 | 399,383.68 | 399,383.68 | 394,642.78 | 0.00 |
| FAC. CONTADURIA Y ADMINISTRACION UADEC U.N.MONCL. | 20,698,276.78 | 12,870,437.10 | 33,568,713.88 | 33,534,616.51 | 32,077,368.99 | 34,097.37 |
| FACULTAD DE ADMINISTRACION Y CONTADURIA P.NEGRAS | 8,360,401.97 | 7,754,067.12 | 16,114,469.09 | 16,114,469.09 | 15,488,863.33 | 0.00 |
| FACULTAD DE INGENIERIA MECANICA Y ELECTRICA | 31,434,238.94 | 21,550,562.89 | 52,984,801.83 | 52,978,505.51 | 50,158,767.33 | 6,296.32 |
| FACULTAD DE METALURGIA | 15,064,320.36 | 11,226,399.22 | 26,290,719.58 | 26,290,566.39 | 25,617,341.98 | 153.19 |
| ESC. SUP. DE ING. LIC. ADOLFO LOPEZ MATEOS | 8,912,828.20 | 6,961,024.52 | 15,873,852.72 | 15,873,852.72 | 15,785,998.10 | 0.00 |
| ESCUELA DE SISTEMAS PROF. MARCIAL RUIZ VARGAS | 8,213,773.71 | 4,482,789.38 | 12,696,563.09 | 12,696,563.09 | 12,000,519.31 | 0.00 |
| ESCUELA DE CIENCIAS DE LA SALUD | 5,709,903.19 | 7,516,564.97 | 13,226,468.16 | 13,226,468.13 | 12,677,090.67 | 0.03 |
| ESCUELA DE MEDICINA PIEDRAS NEGRAS | 4,900,015.65 | 5,867,716.04 | 10,767,731.69 | 10,767,731.69 | 10,275,916.63 | 0.00 |
| UNIVERSIDAD AUTONOMA DE COAHUILA PSICOLOGIA U.N | 7,533,831.38 | 5,336,509.70 | 12,870,341.08 | 12,869,759.75 | 12,092,462.71 | 581.33 |
| Total del Gasto | 3,409,115,778.36 | -163,241,343.15 | 3,245,874,435.21 | 3,225,197,368.62 | 3,081,031,139.04 | 20,677,066.59 |

| Gobierno (Federal/Estatal/Municipal) de | | | | | | |
|---|------------------|--------------------------------|------------------|------------------|------------------|---------------|
| Estado Analítico del Ejercicio del Presupuesto de Egresos | | | | | | |
| Clasificación Administrativa | | | | | | |
| Del 01 de enero al 31 de diciembre de 2022 | | | | | | |
| Concepto | Egresos | | | | | Subejercicio |
| | Aprobado | Ampliaciones/ (Reducciones) | Modificado | Devengado | Pagado | |
| | 1 | 2 | 3 = (1 + 2) | 4 | 5 | |
| Poder Ejecutivo | 0.00 | 0.00 | 0.00 | 0.00 | 0.00 | 0.00 |
| Poder Legislativo | 0.00 | 0.00 | 0.00 | 0.00 | 0.00 | 0.00 |
| Poder Judicial | 0.00 | 0.00 | 0.00 | 0.00 | 0.00 | 0.00 |
| Órganos Autónomos | 3,409,115,778.36 | -163,241,343.15 | 3,245,874,435.21 | 3,225,197,368.62 | 3,081,031,139.04 | 20,677,066.59 |

Total del Gasto

3,409,115,778.36

-163,241,343.15

3,245,874,435.21


3,225,197,368.62

3,081,031,139.04

20,677,066.59

Sector Paraestatal del Gobierno (Federal/Estatal/Municipal) de _____
 Estado Analítico del Ejercicio del Presupuesto de Egresos
 Clasificación Administrativa
 Del 01 de enero al 30 de diciembre de 2022

| Concepto | Egresos | | | | | Subejercicio 6 = (3 - 4) |
|---|-------------|--------------------------------|---------------|-------------|-------------|-------------------------------|
| | Aprobado | Ampliaciones/ (Reducciones) | Modificado | Devengado | Pagado | |
| | 1 | 2 | 3 = (1 + 2) | 4 | 5 | |
| Entidades Paraestatales y Fideicomisos No Empresariales y No Financieros | 0.00 | 0.00 | 0.00 | 0.00 | 0.00 | 0.00 |
| Instituciones Públicas de la Seguridad Social | 0.00 | 0.00 | 0.00 | 0.00 | 0.00 | 0.00 |
| Entidades Paraestatales Empresariales No Financieras con Participación Estatal Mayoritaria | 0.00 | 0.00 | 0.00 | 0.00 | 0.00 | 0.00 |
| Fideicomisos Empresariales No Financieros con Participación Estatal Mayoritaria | 0.00 | 0.00 | 0.00 | 0.00 | 0.00 | 0.00 |
| Entidades Paraestatales Empresariales Financieras Monetarias con Participación Estatal Mayoritaria | 0.00 | 0.00 | 0.00 | 0.00 | 0.00 | 0.00 |
| Entidades Paraestatales Empresariales Financieras No Monetarias con Participación Estatal Mayoritaria | 0.00 | 0.00 | 0.00 | 0.00 | 0.00 | 0.00 |
| Fideicomisos Financieros Públicos con Participación Estatal Mayoritaria | 0.00 | 0.00 | 0.00 | 0.00 | 0.00 | 0.00 |
| Total del Gasto | 0.00 | 0.00 | 0.00 | 0.00 | 0.00 | 0.00 |



C.P. María del Refugio Álvarez Figueroa
 Jefa de Contabilidad Gubernamental




C.P. Óscar Julián López Escareño
 Subdirector de Contabilidad
 Gubernamental y Gobierno




C.P. Jorge Alanís Canales
 Tesorero General

| Universidad Autónoma de Coahuila Estado Analítico del Ejercicio del Presupuesto de Egresos Clasificación Económica (por Tipo de Gasto) Del 01 de enero al 31 de diciembre de 2022 | | | | | | |
|--|-------------------------|-------------------------------------|---------------------------|-------------------------|-------------------------|-----------------------------|
| Concepto | Egresos | | | | | |
| | Aprobado 1 | Ampliaciones/ (Reducciones) 2 | Modificado 3 = (1 + 2) | Devengado 4 | Pagado 5 | Subejercicio 6 = (3 - 4) |
| Gasto Corriente | 3,390,608,508.09 | -198,083,420.92 | 3,192,525,087.17 | 3,178,648,282.06 | 3,039,129,519.52 | 13,876,805.11 |
| Gasto de Capital | 18,507,270.27 | 34,842,077.77 | 53,349,348.04 | 46,549,086.56 | 41,901,619.52 | 6,800,261.48 |
| Amortización de la Deuda y Disminución de Pasivos | 0.00 | 0.00 | 0.00 | 0.00 | 0.00 | 0.00 |
| Pensiones y Jubilaciones | 0.00 | 0.00 | 0.00 | 0.00 | 0.00 | 0.00 |
| Participaciones | 0.00 | 0.00 | 0.00 | 0.00 | 0.00 | 0.00 |
| Total del Gasto | 3,409,115,778.36 | -163,241,343.15 | 3,245,874,435.21 | 3,225,197,368.62 | 3,081,031,139.04 | 20,677,066.59 |


 C.P. María del Rénjio Álvarez Figueroa
 Jefa de Contabilidad Gubernamental


 C.P. Óscar Julián López Escareño
 Subdirector de Contabilidad
 Gubernamental y Gobierno


 C.P. Jorge Alanís Canales
 Tesorero General

Universidad Autónoma de Coahuila
Estado Analítico del Ejercicio del Presupuesto de Egresos
Clasificación por Objeto del Gasto (Capítulo y Concepto)
Del 01 de enero al 31 de diciembre de 2022

| Concepto | Egresos | | | | | Subejercicio |
|---|-------------------------|--------------------------------|-------------------------|-------------------------|-------------------------|----------------------|
| | Aprobado | Ampliaciones/ (Reducciones) | Modificado | Devengado | Pagado | |
| | 1 | 2 | 3 = (1 + 2) | 4 | 5 | |
| Servicios Personales | 3,088,178,333.71 | -157,749,978.92 | 2,930,428,354.79 | 2,923,257,019.72 | 2,824,507,709.73 | 7,171,335.07 |
| Remuneraciones al Personal de Carácter Permanente | 957,981,906.95 | 345,400,822.98 | 1,303,382,729.93 | 1,299,490,007.61 | 1,299,428,647.24 | 3,892,722.32 |
| Remuneraciones al Personal de Carácter Transitorio | 846,875.93 | 1,825,342.61 | 2,672,218.54 | 2,672,218.54 | 2,672,218.54 | 0.00 |
| Remuneraciones Adicionales y Especiales | 437,726,387.61 | 32,490,027.40 | 470,216,415.01 | 466,937,384.83 | 448,713,894.73 | 3,279,030.18 |
| Seguridad Social | 341,792,741.38 | -31,829,950.00 | 309,962,791.38 | 309,962,790.14 | 231,608,583.63 | 1.24 |
| Otras Prestaciones Sociales y Económicas | 1,349,830,421.84 | -505,636,221.91 | 844,194,199.93 | 844,194,618.60 | 842,084,365.59 | -418.67 |
| Previsiones | 0.00 | 0.00 | 0.00 | 0.00 | 0.00 | 0.00 |
| Pago de Estímulos a Servidores Públicos | 0.00 | 0.00 | 0.00 | 0.00 | 0.00 | 0.00 |
| Materiales y Suministros | 23,463,015.57 | 13,484,963.87 | 36,947,979.44 | 33,472,249.85 | 23,980,272.58 | 3,475,729.59 |
| Materiales de Administración, Emisión de Documentos y Artículos Oficiales | 11,213,757.52 | 2,740,656.11 | 13,954,413.63 | 11,328,654.73 | 5,061,885.65 | 2,625,758.90 |
| Alimentos y Utensilios | 2,247,084.29 | 2,066,711.44 | 4,313,795.73 | 4,281,923.50 | 3,703,177.45 | 31,872.23 |
| Materias Primas y Materiales de Producción y Comercialización | 0.00 | 0.00 | 0.00 | 0.00 | 0.00 | 0.00 |
| Materiales y Artículos de Construcción y de Reparación | 1,556,277.87 | 1,562,031.42 | 3,118,309.29 | 3,020,539.31 | 2,215,280.33 | 97,769.98 |
| Productos Químicos, Farmacéuticos y de Laboratorio | 995,876.72 | 2,076,300.95 | 3,072,177.67 | 2,773,077.24 | 2,150,004.60 | 299,100.43 |
| Combustibles, Lubricantes y Aditivos | 4,970,667.07 | 1,129,292.46 | 6,099,959.53 | 6,031,815.22 | 5,463,470.03 | 68,144.31 |
| Vestuario, Blancos, Prendas de Protección y Artículos Deportivos | 1,811,231.62 | 2,736,880.56 | 4,548,112.18 | 4,408,823.43 | 4,023,420.36 | 139,288.75 |
| Materiales y Suministros Para Seguridad | 0.00 | 0.00 | 0.00 | 0.00 | 0.00 | 0.00 |
| Herramientas, Refacciones y Accesorios Menores | 668,120.48 | 1,173,090.93 | 1,841,211.41 | 1,627,416.42 | 1,363,034.16 | 213,794.99 |
| Servicios Generales | 266,121,655.20 | -49,740,138.57 | 216,381,416.63 | 214,303,682.64 | 183,282,529.65 | 2,077,733.99 |
| Servicios Básicos | 46,687,811.34 | 4,176,952.91 | 50,864,764.25 | 50,864,352.51 | 49,011,855.68 | 411.74 |
| Servicios de Arrendamiento | 9,082,427.78 | 5,912,226.81 | 14,994,654.59 | 14,979,376.54 | 12,650,091.29 | 15,278.05 |
| Servicios Profesionales, Científicos, Técnicos y Otros Servicios | 30,976,894.95 | 13,044,259.18 | 44,021,154.13 | 43,517,621.19 | 36,306,761.23 | 503,532.94 |
| Servicios Financieros, Bancarios y Comerciales | 7,803,095.02 | -573,501.83 | 7,229,593.19 | 7,128,076.10 | 7,057,164.08 | 101,517.09 |
| Servicios de Instalación, Reparación, Mantenimiento y Conservación | 67,614,866.64 | -27,300,234.82 | 40,314,631.82 | 39,939,496.47 | 36,186,972.59 | 375,135.35 |
| Servicios de Comunicación Social y Publicidad. | 37,398,424.96 | 4,535,351.62 | 41,931,776.58 | 41,739,946.41 | 27,650,751.87 | 191,830.17 |
| Servicios de Traslado y Viáticos | 5,274,409.62 | 1,160,659.39 | 6,435,069.01 | 5,780,693.79 | 4,465,363.96 | 654,375.22 |
| Servicios Oficiales | 23,080,509.54 | -20,442,905.45 | 2,637,604.09 | 2,401,996.87 | 2,030,147.71 | 235,607.22 |
| Otros Servicios Generales | 38,205,115.35 | -30,252,946.38 | 7,952,168.97 | 7,952,122.76 | 7,923,421.24 | 46.21 |
| Transferencias, Asignaciones, Subsidios y Otras Ayudas | 12,845,603.61 | -4,078,267.30 | 8,767,336.31 | 7,615,329.85 | 7,359,007.56 | 1,152,006.46 |
| Transferencias Internas y Asignaciones al Sector Público | 0.00 | 0.00 | 0.00 | 0.00 | 0.00 | 0.00 |
| Transferencias al Resto del Sector Público | 0.00 | 0.00 | 0.00 | 0.00 | 0.00 | 0.00 |
| Subsidios y Subvenciones | 0.00 | 0.00 | 0.00 | 0.00 | 0.00 | 0.00 |
| Ayudas Sociales | 12,645,603.61 | -3,935,267.30 | 8,710,336.31 | 7,558,329.85 | 7,312,007.56 | 1,152,006.46 |
| Pensiones y Jubilaciones | 0.00 | 0.00 | 0.00 | 0.00 | 0.00 | 0.00 |
| Transferencias a Fideicomisos, Mandatos y Otros Análogos | 0.00 | 0.00 | 0.00 | 0.00 | 0.00 | 0.00 |
| Transferencias a la Seguridad Social | 0.00 | 0.00 | 0.00 | 0.00 | 0.00 | 0.00 |
| Donativos | 200,000.00 | -143,000.00 | 57,000.00 | 57,000.00 | 47,000.00 | 0.00 |
| Transferencias al Exterior | 0.00 | 0.00 | 0.00 | 0.00 | 0.00 | 0.00 |
| Bienes Muebles, Inmuebles e Intangibles | 18,507,270.27 | 12,362,577.65 | 30,869,847.92 | 24,074,439.30 | 20,709,900.88 | 6,795,408.62 |
| Mobiliario y Equipo de Administración | 506,669.49 | 5,695,389.61 | 6,202,059.10 | 2,072,803.97 | 1,334,251.20 | 4,129,255.13 |
| Mobiliario y Equipo Educativo y Recreativo | 19,964.66 | 3,071,547.26 | 3,091,511.92 | 608,105.07 | 537,401.98 | 2,483,406.85 |
| Equipo e Instrumental Médico y de Laboratorio | 200,000.00 | 1,488,471.70 | 1,688,471.70 | 1,616,273.75 | 1,452,498.45 | 72,197.95 |
| Vehículos y Equipo de Transporte | 0.00 | 687,895.00 | 687,895.00 | 687,895.00 | 687,895.00 | 0.00 |
| Equipo de Defensa y Seguridad | 0.00 | 0.00 | 0.00 | 0.00 | 0.00 | 0.00 |
| Maquinaria, Otros Equipos y Herramientas | 390.01 | 5,991,068.48 | 5,991,458.49 | 5,990,903.04 | 5,143,213.10 | 555.45 |
| Activos Biológicos | 0.00 | 0.00 | 0.00 | 0.00 | 0.00 | 0.00 |
| Bienes Inmuebles | 0.00 | 0.00 | 0.00 | 0.00 | 0.00 | 0.00 |
| Activos Intangibles | 17,780,246.11 | -4,571,794.40 | 13,208,451.71 | 13,098,458.47 | 11,554,641.15 | 109,993.24 |
| Inversión Pública | 0.00 | 22,479,500.12 | 22,479,500.12 | 22,474,647.26 | 21,191,718.64 | 4,852.86 |
| Obra Pública en Bienes de Dominio Público | 0.00 | 0.00 | 0.00 | 0.00 | 0.00 | 0.00 |
| Obra Pública en Bienes Propios | 0.00 | 22,479,500.12 | 22,479,500.12 | 22,474,647.26 | 21,191,718.64 | 4,852.86 |
| Proyectos Productivos y Acciones de Fomento | 0.00 | 0.00 | 0.00 | 0.00 | 0.00 | 0.00 |
| Inversiones Financieras y Otras Provisiones | 0.00 | 0.00 | 0.00 | 0.00 | 0.00 | 0.00 |
| Inversiones Para el Fomento de Actividades Productivas. | 0.00 | 0.00 | 0.00 | 0.00 | 0.00 | 0.00 |
| Acciones y Participaciones de Capital | 0.00 | 0.00 | 0.00 | 0.00 | 0.00 | 0.00 |
| Compra de Títulos y Valores | 0.00 | 0.00 | 0.00 | 0.00 | 0.00 | 0.00 |
| Concesión de Préstamos | 0.00 | 0.00 | 0.00 | 0.00 | 0.00 | 0.00 |
| Inversiones en Fideicomisos, Mandatos y Otros Análogos | 0.00 | 0.00 | 0.00 | 0.00 | 0.00 | 0.00 |
| Otras Inversiones Financieras | 0.00 | 0.00 | 0.00 | 0.00 | 0.00 | 0.00 |
| Provisiones para Contingencias y Otras Erogaciones Especiales | 0.00 | 0.00 | 0.00 | 0.00 | 0.00 | 0.00 |
| Participaciones y Aportaciones | 0.00 | 0.00 | 0.00 | 0.00 | 0.00 | 0.00 |
| Participaciones | 0.00 | 0.00 | 0.00 | 0.00 | 0.00 | 0.00 |
| Aportaciones | 0.00 | 0.00 | 0.00 | 0.00 | 0.00 | 0.00 |
| Convenios | 0.00 | 0.00 | 0.00 | 0.00 | 0.00 | 0.00 |
| Deuda Pública | 0.00 | 0.00 | 0.00 | 0.00 | 0.00 | 0.00 |
| Amortización de la Deuda Pública | 0.00 | 0.00 | 0.00 | 0.00 | 0.00 | 0.00 |
| Intereses de la Deuda Pública | 0.00 | 0.00 | 0.00 | 0.00 | 0.00 | 0.00 |
| Comisiones de la Deuda Pública | 0.00 | 0.00 | 0.00 | 0.00 | 0.00 | 0.00 |
| Gastos de la Deuda Pública | 0.00 | 0.00 | 0.00 | 0.00 | 0.00 | 0.00 |
| Costo por Coberturas | 0.00 | 0.00 | 0.00 | 0.00 | 0.00 | 0.00 |
| Apoysos Financieros | 0.00 | 0.00 | 0.00 | 0.00 | 0.00 | 0.00 |
| Adeudos de Ejercicios Fiscales Anteriores (Adefas) | 0.00 | 0.00 | 0.00 | 0.00 | 0.00 | 0.00 |
| Total del Gasto | 3,409,115,778.36 | -163,241,343.15 | 3,245,874,435.21 | 3,225,197,368.62 | 3,081,031,139.04 | 20,677,066.59 |


C.P. María del Refugio Álvarez Figueroa
Jefa de Contabilidad Gubernamental

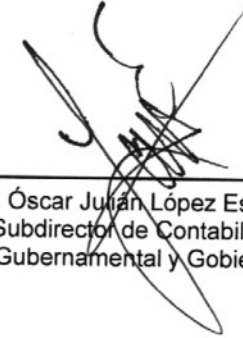
C.P. Óscar Julián López Escareño
Subdirector de Contabilidad
Gubernamental y Gobierno


C.P. Jorge Alanís Canales
Tesorero General

Universidad Autónoma de Coahuila
Estado Analítico del Ejercicio del Presupuesto de Egresos
Clasificación Funcional (Finalidad y Función)
Del 01 de enero al 31 de diciembre de 2022

| Concepto | Egresos | | | | | Subejercicio 6 = (3 - 4) |
|---|-------------------------|--------------------------------|-------------------------|-------------------------|-------------------------|-------------------------------|
| | Aprobado | Ampliaciones/ (Reducciones) | Modificado | Devengado | Pagado | |
| | 1 | 2 | 3 = (1 + 2) | 4 | 5 | |
| Gobierno | 0.00 | 0.00 | 0.00 | 0.00 | 0.00 | 0.00 |
| Legislación | 0.00 | 0.00 | 0.00 | 0.00 | 0.00 | 0.00 |
| Justicia | 0.00 | 0.00 | 0.00 | 0.00 | 0.00 | 0.00 |
| Coordinación de la Política de Gobierno | 0.00 | 0.00 | 0.00 | 0.00 | 0.00 | 0.00 |
| Relaciones Exteriores | 0.00 | 0.00 | 0.00 | 0.00 | 0.00 | 0.00 |
| Asuntos Financieros y Hacendarios | 0.00 | 0.00 | 0.00 | 0.00 | 0.00 | 0.00 |
| Seguridad Nacional | 0.00 | 0.00 | 0.00 | 0.00 | 0.00 | 0.00 |
| Asuntos de Orden Público y de Seguridad Interior | 0.00 | 0.00 | 0.00 | 0.00 | 0.00 | 0.00 |
| Otros Servicios Generales | 0.00 | 0.00 | 0.00 | 0.00 | 0.00 | 0.00 |
| Desarrollo Social | 3,409,115,778.36 | -163,241,343.15 | 3,245,874,435.21 | 3,225,197,368.62 | 3,081,031,139.04 | 20,677,066.59 |
| Protección Ambiental | 0.00 | 0.00 | 0.00 | 0.00 | 0.00 | 0.00 |
| Vivienda y Servicios a la Comunidad | 0.00 | 0.00 | 0.00 | 0.00 | 0.00 | 0.00 |
| Salud | 0.00 | 0.00 | 0.00 | 0.00 | 0.00 | 0.00 |
| Recreación, Cultura y Otras Manifestaciones Sociales | 0.00 | 0.00 | 0.00 | 0.00 | 0.00 | 0.00 |
| Educación | 3,409,115,778.36 | -163,241,343.15 | 3,245,874,435.21 | 3,225,197,368.62 | 3,081,031,139.04 | 20,677,066.59 |
| Protección Social | 0.00 | 0.00 | 0.00 | 0.00 | 0.00 | 0.00 |
| Otros Asuntos Sociales | 0.00 | 0.00 | 0.00 | 0.00 | 0.00 | 0.00 |
| Desarrollo Económico | 0.00 | 0.00 | 0.00 | 0.00 | 0.00 | 0.00 |
| Asuntos Económicos, Comerciales y Laborales en General | 0.00 | 0.00 | 0.00 | 0.00 | 0.00 | 0.00 |
| Agropecuaria, Silvicultura, Pesca y Caza | 0.00 | 0.00 | 0.00 | 0.00 | 0.00 | 0.00 |
| Combustibles y Energía | 0.00 | 0.00 | 0.00 | 0.00 | 0.00 | 0.00 |
| Minería, Manufacturas y Construcción | 0.00 | 0.00 | 0.00 | 0.00 | 0.00 | 0.00 |
| Transporte | 0.00 | 0.00 | 0.00 | 0.00 | 0.00 | 0.00 |
| Comunicaciones | 0.00 | 0.00 | 0.00 | 0.00 | 0.00 | 0.00 |
| Turismo | 0.00 | 0.00 | 0.00 | 0.00 | 0.00 | 0.00 |
| Ciencia, Tecnología e Innovación | 0.00 | 0.00 | 0.00 | 0.00 | 0.00 | 0.00 |
| Otras Industrias y Otros Asuntos Económicos | 0.00 | 0.00 | 0.00 | 0.00 | 0.00 | 0.00 |
| Otras no Clasificadas en Funciones Anteriores | 0.00 | 0.00 | 0.00 | 0.00 | 0.00 | 0.00 |
| Transacciones de la Deuda Pública / Costo Financiero de la Deuda | 0.00 | 0.00 | 0.00 | 0.00 | 0.00 | 0.00 |
| Transferencias, Participaciones y Aportaciones entre Diferentes Niveles y Ordenes de Gobierno | 0.00 | 0.00 | 0.00 | 0.00 | 0.00 | 0.00 |
| Saneamiento del Sistema Financiero | 0.00 | 0.00 | 0.00 | 0.00 | 0.00 | 0.00 |
| Adeudos de Ejercicios Fiscales Anteriores | 0.00 | 0.00 | 0.00 | 0.00 | 0.00 | 0.00 |
| Total del Gasto | 3,409,115,778.36 | -163,241,343.15 | 3,245,874,435.21 | 3,225,197,368.62 | 3,081,031,139.04 | 20,677,066.59 |


 C.P. María del Refugio Álvarez Figueroa
 Jefa de Contabilidad Gubernamental


 C.P. Óscar Julián López Escareño
 Subdirector de Contabilidad Gubernamental y Gobierno


 C.P. Jorge Alanís Canales
 Tesorero General

Universidad Autónoma de Coahuila
 Indicadores de Postura Fiscal
 Del 01 de enero al 31 de diciembre de 2022
 (Cifras en Pesos)

| Concepto | Estimado/Aprobado | Devengado | Recaudado/Pagado |
|--|-------------------|------------------|------------------|
| I. Ingresos Presupuestarios | | | |
| 1. Ingresos del Gobierno de la Entidad Federativa | 3,409,115,778.34 | 3,007,422,507.99 | 2,990,738,107.77 |
| 2. Ingresos del Sector Paraestatal | 3,409,115,778.34 | 3,007,422,507.99 | 2,990,738,107.77 |
| | 0.00 | 0.00 | 0.00 |
| II. Egresos Presupuestarios | | | |
| 3. Egresos del Gobierno de la Entidad Federativa | 3,409,115,778.36 | 3,225,197,368.62 | 3,081,031,139.04 |
| 4. Egresos del Sector Paraestatal | 3,409,115,778.36 | 3,225,197,368.62 | 3,081,031,139.04 |
| | 0.00 | 0.00 | 0.00 |
| III. Balance Presupuestario (Superávit o Déficit) (III = I - II) | -0.02 | -217,774,860.63 | -90,293,031.27 |

| Concepto | Estimado/Aprobado | Devengado | Recaudado/Pagado |
|---|-------------------|-----------------|------------------|
| III. Balance presupuestario (Superávit o Déficit) | -0.02 | -217,774,860.63 | -90,293,031.27 |
| IV. Intereses, Comisiones y Gastos de la Deuda | 0.00 | 0.00 | 0.00 |
| V. Balance Primario (Superávit o Déficit) (V= III + IV) | -0.02 | -217,774,860.63 | -90,293,031.27 |

| Concepto | Estimado/Aprobado | Devengado | Recaudado/Pagado |
|-----------------------------|-------------------|-----------|------------------|
| A. Financiamiento | 0.00 | 0.00 | 0.00 |
| B. Amortización de la deuda | 0.00 | 0.00 | 0.00 |
| C. Financiamiento Neto | 0.00 | 0.00 | 0.00 |



C.P. María del Refugio Álvarez Figueroa
 Jefa de Contabilidad Gubernamental



C.P. Oscar Julián López Escareño
 Subdirector de Contabilidad
 Gubernamental y Gobierno



C.P. Jorge Alanís Canales
 Tesorero General